

# FABCO-AIR

## *F-Series Air Cylinders*


*Your Exact Interchange  
for Stainless Steel Body,  
Non-repairable Cylinders*



# F-Series Direct Interchange Air Cylinders

# FABCO-AIR

## All the Models Bore-for-Bore!



## F-Series Max Operating Pressure Ratings

F-Series Basic Cylinders . . . . .	250 psi
Adjustable Cushion Cylinders . . . . .	250 psi
Custom Cylinders 1" Diameter Rod, 2" Bore . . . . .	250 psi
Volume Chambers . . . . .	250 psi
Delrin® Series . . . . .	100 psi
Magnetic Interchange Cylinders . . . . .	250 psi
Hole Punch Cylinders . . . . .	250 psi
3-Position Cylinders . . . . .	250 psi
Position Feedback Cylinders . . . . .	150 psi

## Contents

<b>F-Series Ordering Information</b> . . . . .	2-5
<b>F-Series Cylinders and Mounting Accessories</b>	
5/16" Bore . . . . .	6, 7
7/16" Bore . . . . .	8-10
9/16" Bore . . . . .	11-13
3/4" Bore . . . . .	14-17
7/8" Bore . . . . .	18-20
1-1/16" Bore . . . . .	21-24
1-1/4" Bore . . . . .	25-27
1-1/2" Bore . . . . .	28-31
1-3/4" Bore . . . . .	32, 33
2" Bore . . . . .	34-37
2-1/2" Bore . . . . .	38
3" Bore . . . . .	39
<b>Adjustable Cushion Cylinders</b>	
3/4" Bore . . . . .	16
1-1/16" Bore . . . . .	24
1-1/2" Bore . . . . .	30, 31
2" Bore . . . . .	36
<b>Custom Cylinders</b>	
1" Diameter Rod, 2" Bore . . . . .	36
<b>Volume Chambers</b>	
Volume chambers, ordering information . . . . .	40
<b>Delrin® Series – Corrosion Resistant Cylinders</b>	
3/4" Bore . . . . .	41
1-1/16" Bore . . . . .	42
1-1/2" Bore . . . . .	42, 43
<b>Magnetic Interchange Cylinders</b>	
9/16" Bore . . . . .	44
3/4" Bore . . . . .	45
1-1/16" Bore . . . . .	46
1-1/4" Bore . . . . .	47
1-1/2" Bore . . . . .	48
1-3/4" Bore . . . . .	49
2" Bore . . . . .	50
2-1/2" Bore . . . . .	51
<b>Hole Punch Cylinders</b>	
3/4" Bore cylinders . . . . .	54
Punches and assemblies . . . . .	55
<b>3-Position Cylinders</b>	
Specifications and ordering information . . . . .	52
3-Position cylinders . . . . .	53
<b>PFA Series Position Feedback Cylinders</b>	
Cylinder specifications . . . . .	56, 57
<b>Port Mounted Flow Controls</b>	
Molded body . . . . .	58
Brass body . . . . .	59
<b>Magnetic Position Sensing</b>	
Sensors . . . . .	60
<b>Mounting Accessories – Summary</b>	
Dimensions and prices . . . . .	61

### Pre-Lubrication

Factory lube is a special petroleum based oil formulated for long maintenance-free performance.

### Rod Bushing

Oil impregnated sintered bronze for excellent wear and long life.

### Piston Rod

303 stainless steel, ground, polished, and roller burnished for corrosion-free long life.

### Rod Thread

Roll-formed rod threads at both ends provide strength for customer connections as well as the internal piston connection.

### Rod Seal

Low friction Buna N "U"-cup seal is inherently wear compensating for long, trouble-free cycle life. Optional low and high temperature seals are available.

### Piston

High strength aluminum in all units. Double acting units include air passage to the entire piston and seal area for quick response and full force performance.

### Magnet

Piston position indication with reed or electronic sensors. See individual cylinder drawings for length adjustments. See page 62 for sensors.

### Ports

Full-flow ports and cross-slots on the end caps allow air passage to the entire piston and seal area for quick response and full force performance.

### Crimp

Cylinder body tube and end caps are attached with double rolled-in crimp.

### End Caps

High strength aluminum.

### Piston Seals

Low friction Buna N "U"-cups are inherently wear compensating for long, trouble-free cycle life.

### Tube

Thin wall 304 stainless steel, drawn and polished for low friction and long life.

### Temperature Ranges

Standard Seals . . . . . -10° to +165°F (-23° to +74°C)  
 Low Temperature Seals . . . -40° to +225°F (-40° to +107°C)  
 Viton® Seals . . . . . -15° to +350°F (-26° to +177°C)

Stroke Tolerance = +/- .032

## Overall Length Calculations for F Series Cylinders

Single acting F-Series cylinders have stop tubes added for every 1/2" or 1" depending on the bore size. Strokes with no fractional inch simplify the calculation of having a base length plus adder per inch of stroke. However, strokes with fractional inch require more in-depth calculation. The following equations help to calculate the OAL for fractional inch strokes.

### Variables:

- OAL** = Overall Length of Cylinder
- S** = Actual Stroke
- B** = Base Length
- STA** = Stop Tube Adder per increment of stroke
- S1** = Stroke rounded up to the next increment (5/16" and 7/16" bores have 1/2" increments)

Note: for 2" bores – use lengths shown on page 34 for whole inch strokes and subtract the difference between desired stroke and next longer standard increment. (Subtract twice for spring extend models.)

### Single Acting Spring Return Cylinders

Calculate the length of next whole standard increment of stroke. Then subtract the difference between desired stroke and next longer standard increment of stroke.

$$OAL = B + (STA \times S1) - (S1 - S)$$

**Example: F-1062S01-02M (2-3/4" stroke)**

F-1062S01 base length =	1.938
Plus 1.562 per inch of stroke =	+4.686
1.562 x 3.0 (next longer stroke increment)	
F-1062S01-03A length =	6.624
Standard stroke increment =	3.000"
minus desired stroke =	-2.750
Stroke difference =	.250
F-1062S01-02M length =	6.374

### Double Acting Cylinders

Add desired stroke length to base length of cylinder. **OAL = B + S**

**Example: F-0750D01-01E (1-1/4" stroke)**

F-0750D01 base length =	2.969
Plus 1.250 stroke =	+1.250
F-0750D01-01E =	4.219

### Single Acting Spring Extend Cylinders

Calculate the length of next whole standard increment of stroke. Then subtract twice the difference between desired stroke and next longer standard increment of stroke.

$$OAL = B + (STA \times S1) - 2(S1 - S)$$

**Example: F-0438R02-01K (1-5/8" stroke)**

F-0438R02 base length =	2.375
Plus 1.438 per each 0.5" stroke =	+5.752
1.438 x 4.0 (number of standard increments required for the next longer increment)	
F-0438R02-02A length =	8.127
Standard stroke increment =	2.000"
minus desired stroke =	-1.625
Stroke difference =	.375
Twice stroke difference =	-.750

F-0438R02-01K length = 7.377

**Options (2 or 3 digits)**  
See opposite page

Series Bore Mounting Stroke Options Rod/Thread Options  
**F-1500 D01 - 02 A - 01 - 1A00M**

### Bore Size (4 digits)

0313	=	5/16"
0438	=	7/16"
0563	=	9/16"
0750	=	3/4"
0875	=	7/8"
1062	=	1-1/16"
1250	=	1-1/4"
1500	=	1-1/2"
1750	=	1-3/4"
2000	=	2"
2500	=	2-1/2"
3000	=	3"

### Mounting Style (3 digits)

S01	=	Single Acting Spring Return Nose Mount
S02	=	Single Acting Spring Return Rear Pivot
R01	=	Single Acting Spring Extend Nose Mount
R02	=	Single Acting Spring Extend Rear Pivot
N01	=	Single Acting Spring Return Non-Rotating Nose Mount
N02	=	Single Acting Spring Return Non-Rotating Rear Pivot
D01	=	Double Acting Nose Mount
D02	=	Double Acting Rear Pivot
D03	=	Double Acting Double Rod
D04	=	Double Acting Double nose
D05	=	Double Acting Front Block
D13	=	Interchange Option for 1-1/16" Bore
DH3	=	Double Acting Double Rod Hollow Rod
D06	=	Double Acting Trunnion Mount
DG1	=	Double Acting Adjustable Cushion Nose Mount
DG2	=	Double Acting Adjustable Cushion Rear Pivot
DG4	=	Double Acting Adjustable Cushion Double Nose
DL1	=	Double Acting Nose Mount 2" Bore 1" Rod
DL2	=	Double Acting Rear Pivot 2" Bore 1" Rod
DC1	=	Double Acting Delrin® Nose Mount
DC2	=	Double Acting Delrin® Rear Pivot
DC3	=	Double Acting Delrin® Double Rod
DM1	=	Magnetic Interchange, Nose Mount
DM2	=	Mag. Interchange, Nose/Rear Pivot Mt.
DM3	=	Magnetic Interchange, Double Rod

### Fractional Inch Stroke

(1 digit)

A	=	0"
B	=	1/16"
C	=	1/8"
D	=	3/16"
E	=	1/4"
F	=	5/16"
G	=	3/8"
H	=	7/16"
I	=	1/2"
J	=	9/16"
K	=	5/8"
L	=	11/16"
M	=	3/4"
N	=	13/16"
O	=	7/8"
P	=	15/16"

Note: See page 3 for information regarding cylinder length calculations.

### Full Inch Stroke (2 digits)

00	=	0"
01	=	1"
02	=	2"
03	=	3"
.	=	.
.	=	.
32	=	32"

See specific cylinder drawings for maximum strokes.


### Rod and/or Thread Extension

1A	-----	=	<b>Rod Extension</b> (Additional length) (Code is 1A plus 3 digits) Example: 1A01A = 1" and no fractional inch extension.
2A	-----	=	<b>Thread Extension</b> (Additional length) (Code is 2A plus 3 digits) Example: 2A01E = 1-1/4" extension.
RT	-----	=	<b>Rod and Thread Extension</b> (Additional length) (Code is RT plus 6 digits; specify rod extension first) Example: RT02A01M = 2" rod extension and 1-3/4" thread extension

Viton® and Delrin® are registered trademarks of DuPont.  
Call DuPont for general information (800) 441-0575 for information regarding properties of these materials.

### Standard F-Series Options

- 01 = Bumpers
- 02 = Viton Seals
- 03 = Magnet
- 04 = Bumpers, and Magnet
- 05 = Pivot bushing
- 06 = Bumpers, and Pivot Bushing
- 07 = Viton Seals, and Pivot Bushing
- 08 = Magnet, and Pivot Bushing
- 09 = Bumpers, Magnet, and Pivot Bushing
- 20 = Port Rotated w/ No Options
- 30 = Rod Wiper w/ No Options
- 31 = Rod Wiper w/ Bumpers
- 32 = Rod Wiper w/ Viton Seals
- 33 = Rod Wiper w/ Magnet
- 34 = Rod Wiper w/ Bumpers, and Magnet
- 35 = Rod Wiper w/ Pivot bushing
- 36 = Rod Wiper w/ Bumpers, and Pivot Bushing
- 37 = Rod Wiper w/ Viton Seals, and Pivot Bushing
- 38 = Rod Wiper w/ Magnet, and Pivot Bushing
- 39 = Rod Wiper w/ Bumpers, Magnet, and Pivot Bushing
- 50 = Side Port w/No Options
- 100 = Low Temp Seals
- 101 = Low Temp Seals and Bumpers
- 103 = Low Temp Seals and Magnet
- 104 = Low Temp Seals, Bumpers and Magnet
- 105 = Low Temp Seals and Pivot Bushing
- 106 = Low Temp Seals, Bumpers and Pivot Bushing
- 108 = Low Temp Seals, Magnet and Pivot Bushing
- 109 = Low Temp Seals, Bumpers, Magnet and Pivot Bushing
- 200 = Polypak rod seal
- 300 = Polypak piston seal
- 400 = Both Polypak rod and piston seal



## HOW TO ORDER – EXAMPLES

### F-0438S01-01A

0438 = 7/16" Bore  
S01 = Single Acting, Spring Return, Nose Mount  
01 = 1" Stroke  
A = .00" Fractional Stroke

### F-1062D02-03E-04

1062 = 1-1/16" Bore  
D02 = Double Acting, Rear Pivot Mount  
03 = 3" Stroke  
E = .25" Fractional Stroke  
04 = Bumpers and Magnet

### F-1500D04-10I-01-1A02A

1500 = 1-1/2" Bore  
D04 = Double Acting, Double Nose  
10 = 10" Stroke  
I = .50" Fractional Stroke  
01 = Bumpers  
1A02A = Additional 2" Rod Extension

### F-2000DG2-20H-03-RT02A01I

2000 = 2" Bore  
DG2 = Double Acting, Adjustable Cushion, Rear Pivot Mount  
20 = 20" Stroke  
H = .4375 Fractional Stroke  
03 = Magnet  
RT02A01I = Additional 2" Rod Extension and Additional 1-1/2" Thread Extension

# F-Series

## 5/16" Bore Cylinders

# FABCO-AIR



### Single Acting Spring Return

Front Nose Mount

Standard Stroke Lengths:

1/2", 1", 1-1/2", 2", 2-1/2", 3", 4"

Maximum Stroke: 4"

Optional Accessories:

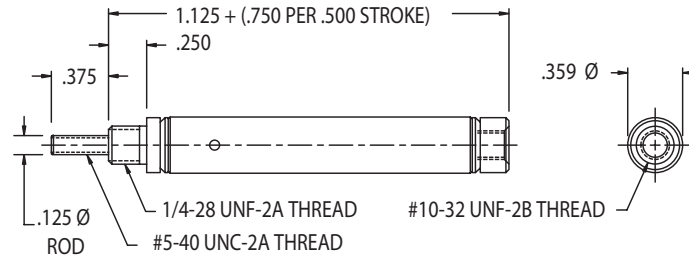
- F-M117001 Mounting Bracket
- F-M127001 Rod Clevis

Base Weight: .03 lbs.

Plus .02 lbs. per inch of stroke

### F-0313S01-00A

MOUNTING NUT INCLUDED



### Single Acting Spring Return

Double Nose or Rear Pivot Mount

Standard Stroke Lengths:

1/2", 1", 1-1/2", 2", 2-1/2", 3", 4"

Maximum Stroke: 4"

Optional Accessories:

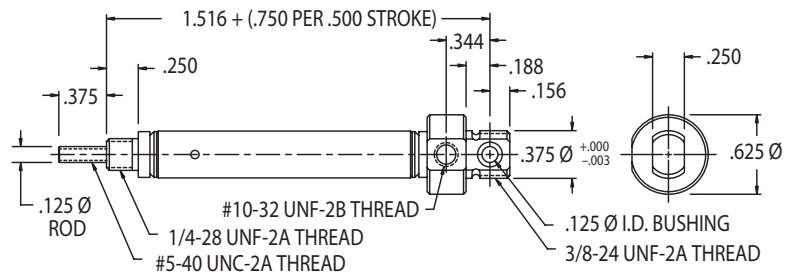
- F-M117001 Mounting Bracket (with front nose mount)
- F-M117002 Mounting Bracket (with rear nose mount)
- F-M129001 Pivot Bracket
- F-M127001 Rod Clevis

Base Weight: .04 lbs.

Plus .02 lbs. per inch of stroke

### F-0313S02-00A

MOUNTING NUT NOT INCLUDED



### Single Acting Spring Extend

Front Nose Mount

Standard Stroke Lengths:

1/2", 1", 1-1/2", 2", 2-1/2", 3", 4"

Maximum Stroke: 4"

Optional Accessories:

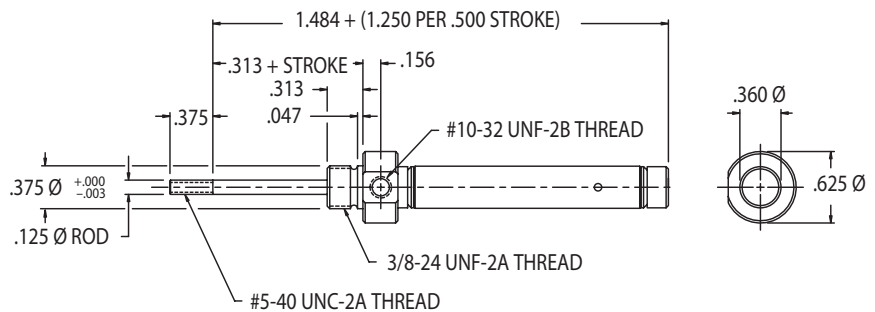
- F-M117002 Mounting Bracket
- F-M127001 Rod Clevis

Base Weight: .05 lbs.

Plus .03 lbs. per inch of stroke

### F-0313R01-00A

MOUNTING NUT INCLUDED



### Single Acting Spring Extend

Double Nose or Rear Pivot Mount

Standard Stroke Lengths:

1/2", 1", 1-1/2", 2", 2-1/2", 3", 4"

Maximum Stroke: 4"

Optional Accessories:

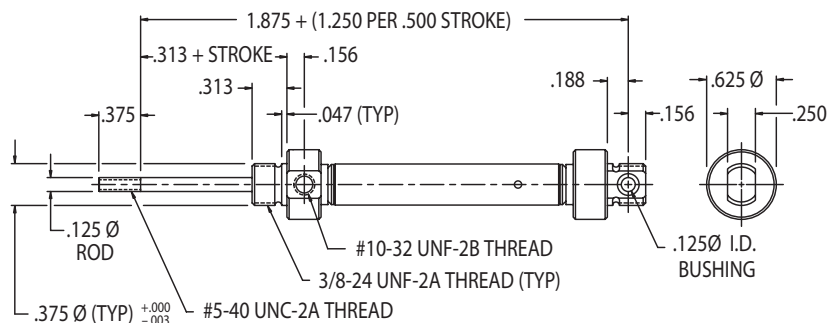
- F-M117002 Mounting Bracket
- F-M129001 Pivot Bracket
- F-M127001 Rod Clevis

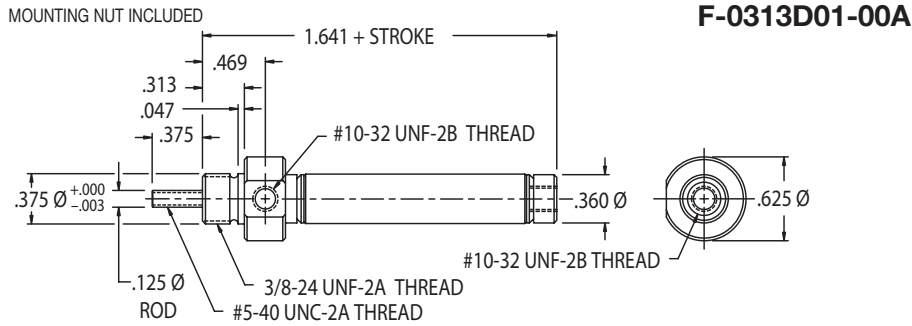
Base Weight: .05 lbs.

Plus .03 lbs. per inch of stroke

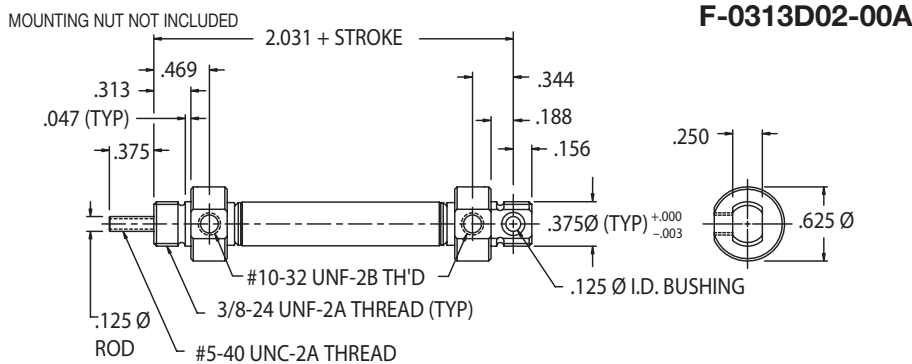
### F-0313R02-00A

MOUNTING NUT NOT INCLUDED





**Double Acting**  
**Front Nose Mount**  
 Standard Stroke Lengths:  
**1/2", 1", 1-1/2" 2", 2-1/2", 3", 4"**  
 Maximum Stroke: 4"  
 Optional Accessories:  
 • F-M117002 Mounting Bracket  
 • F-M127001 Rod Clevis  
 Base Weight: .05 lbs.  
 Plus .01 lbs. per inch of stroke

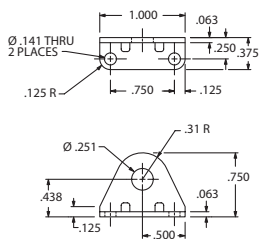


**Double Acting**  
**Double Nose or Rear Pivot Mount**  
 Standard Stroke Lengths:  
**1/2", 1", 1-1/2" 2", 2-1/2", 3", 4"**  
 Maximum Stroke: 4"  
 Optional Accessories:  
 • F-M117002 Mounting Bracket  
 • F-M129001 Pivot Bracket  
 • F-M127001 Rod Clevis  
 Base Weight: .06 lbs.  
 Plus .01 lbs. per inch of stroke

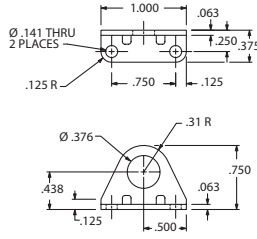
## 5/16" Bore Cylinder Features – Options & Accessories

- -10° to +165°F
- Piston Rod: Ground and Polished 303 Stainless Steel
- Mounting nuts are standard on all nose mount cylinders
- Approximate Force Exerted: (0.07) x (Air Line Pressure)
- Spring Force: 0.5 lb. Relaxed – 1 lb. Compressed

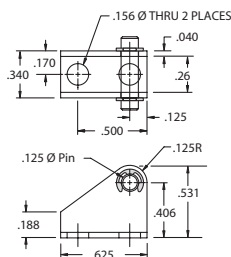
OPTION
• Viton® Seals – Spring Return (-15° F to 300° F) Double Acting (-15° F to 350° F) Spring Extend (-15° F to 300° F)
• Ports Rotated – 90° on S02, R02, or D02 (both)
• Rod Wipers – Not available
• Side Port
• Low Temperature Seals – Not available
• Rod Extension
• Rod Thread Extension



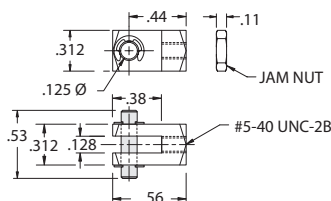
**Mounting Bracket**  
F-M117001



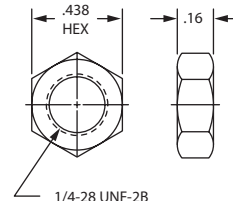
**Mounting Bracket**  
F-M117002



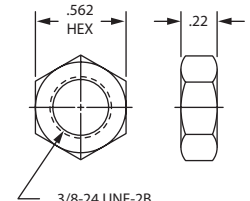
**Pivot Bracket**  
F-M129001



**Rod Clevis**  
F-M127001



**Mounting Nut**  
F-M190001



**Mounting Nut**  
F-M190002

# F-Series

## 7/16" Bore Cylinders

### Single Acting Spring Return

#### Front Nose Mount

Standard Stroke Lengths:

1/2", 1", 1-1/2", 2", 2-1/2", 3", 4"

Maximum Stroke: 6"

Optional Accessories:

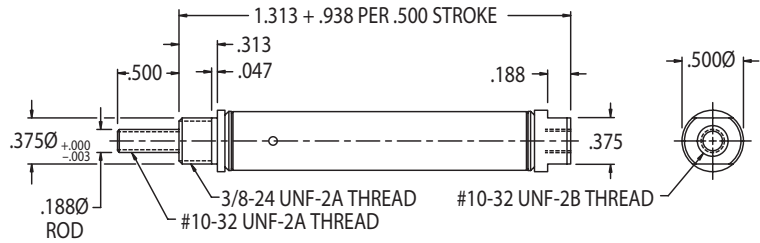
- F-M117004 Mounting Bracket
- F-M127002 Rod Clevis

Base Weight: .04 lbs.

Plus .04 lbs. per inch of stroke

### F-0438S01-00A

MOUNTING NUT INCLUDED



### Single Acting Spring Return

#### Rear Pivot Mount

Standard Stroke Lengths:

1/2", 1", 1-1/2", 2", 2-1/2", 3", 4"

Maximum Stroke: 6"

Optional Accessories:

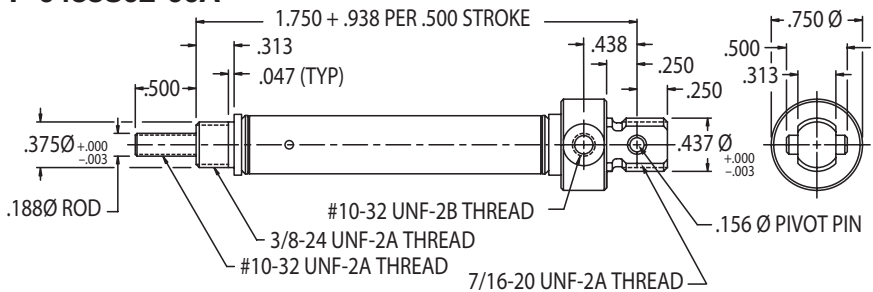
- F-M117004 Front Mounting Bracket
- F-M117003 Rear Mounting Bracket
- F-M029002 Pivot Bracket
- F-M127002 Rod Clevis

Base Weight: .04 lbs.

Plus .04 lbs. per inch of stroke

### F-0438S02-00A

MOUNTING NUT NOT INCLUDED



### Single Acting Spring Extend

#### Front Nose Mount

Standard Stroke Lengths:

1/2", 1", 1-1/2", 2", 2-1/2", 3"

Maximum Stroke: 6"

Optional Accessories:

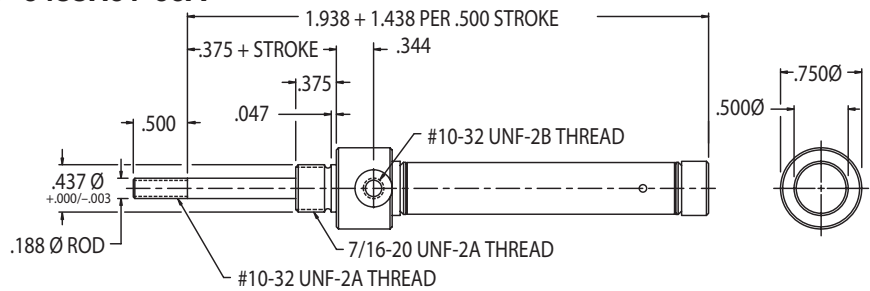
- F-M117003 Mounting Bracket
- F-M127002 Rod Clevis

Base Weight: .08 lbs.

Plus .03 lbs. per inch of stroke

### F-0438R01-00A

MOUNTING NUT INCLUDED



### Single Acting Spring Extend

#### Rear Pivot Mount

Standard Stroke Lengths:

1/2", 1", 1-1/2", 2", 2-1/2", 3"

Maximum Stroke: 6"

Optional Accessories:

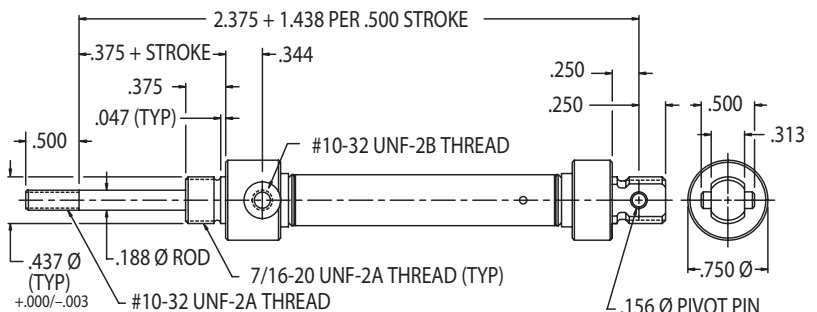
- F-M117003 Mounting Bracket
- F-M029002 Pivot Bracket
- F-M127002 Rod Clevis

Base Weight: .08 lbs.

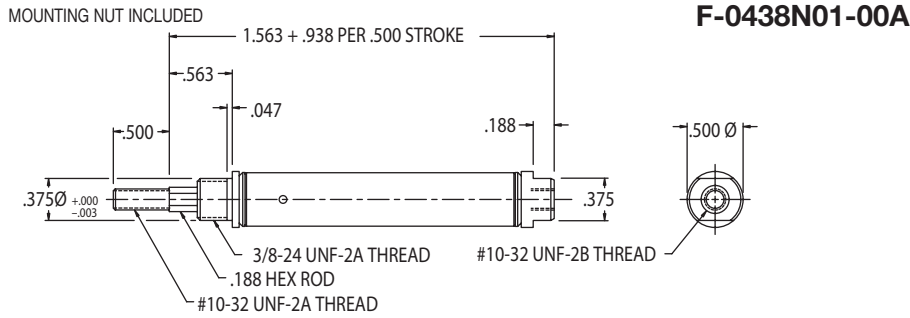
Plus .03 lbs. per inch of stroke

### F-0438R02-00A

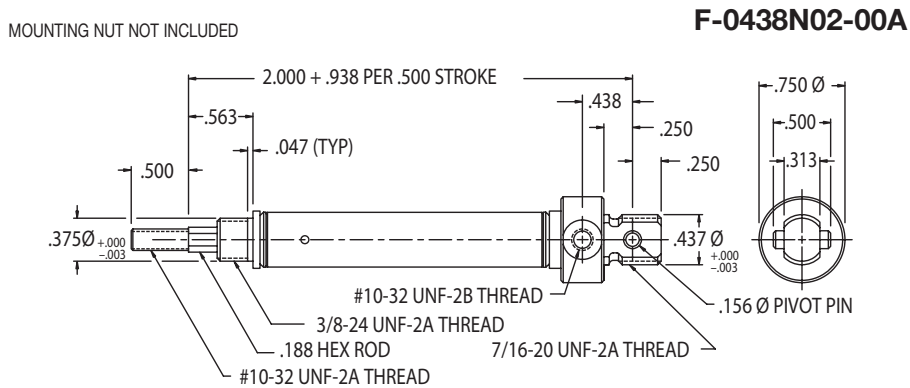
MOUNTING NUT NOT INCLUDED



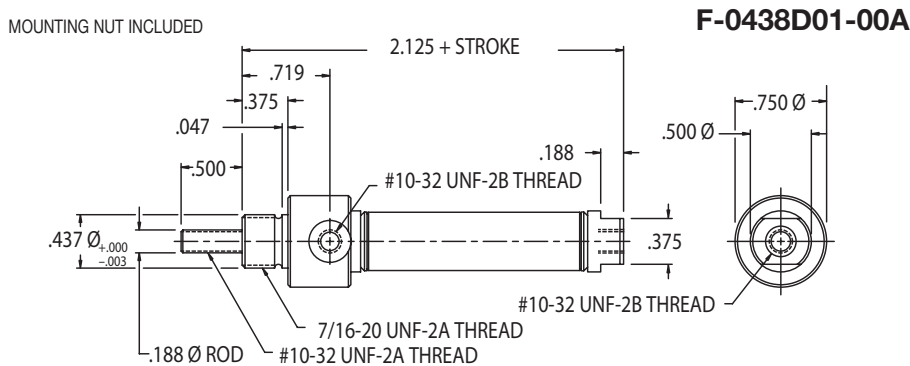




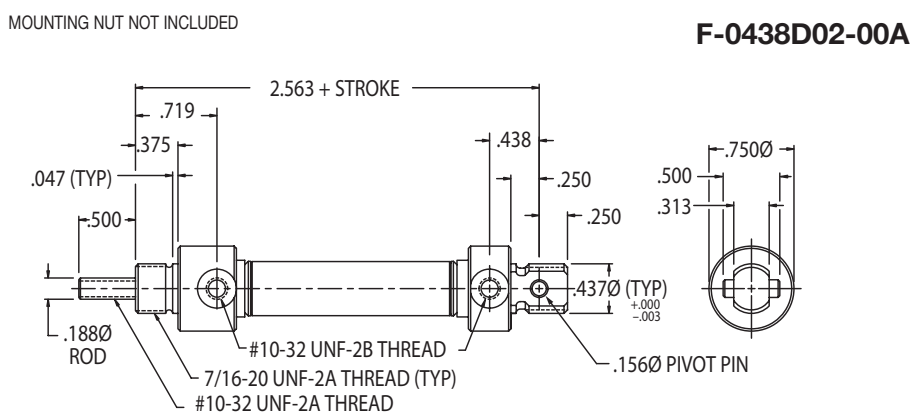
**Single Acting** Spring Return  
Front Nose Mount  
**Non-Rotating**  
Standard Stroke Lengths:  
**1/2", 1", 1-1/2", 2", 2-1/2", 3", 4"**  
Maximum Stroke: 6"  
Optional Accessories:  
• F-M117004 Mounting Bracket  
• F-M127002 Rod Clevis  
Base Weight: .04 lbs.  
Plus .04 lbs. per inch of stroke



**Single Acting** Spring Return  
Rear Pivot Mount  
**Non-Rotating**  
Standard Stroke Lengths:  
**1/2", 1", 1-1/2", 2", 2-1/2", 3", 4"**  
Maximum Stroke: 6"  
Optional Accessories:  
• F-M117004 Front Mounting Bracket  
• F-M117003 Rear Mounting Bracket  
• F-M029002 Pivot Bracket  
• F-M127002 Rod Clevis  
Base Weight: .04 lbs.  
Plus .04 lbs. per inch of stroke



**Double Acting**  
Front Nose Mount  
Standard Stroke Lengths:  
**1/2", 1", 1-1/2", 2", 2-1/2", 3", 4"**  
Maximum Stroke: 12"  
Optional Accessories:  
• F-M117003 Mounting Bracket  
• F-M127002 Rod Clevis  
Base Weight: .07 lbs  
Plus .02 lbs. per inch of stroke



**Double Acting**  
Rear Pivot Mount  
Standard Stroke Lengths:  
**1/2", 1", 1-1/2", 2", 2-1/2", 3", 4", 5"**  
Maximum Stroke: 12"  
Optional Accessories:  
• F-M117003 Mounting Bracket  
• F-M029002 Pivot Bracket  
• F-M127002 Rod Clevis  
Base Weight: .08 lbs.  
Plus .02 lbs. per inch of stroke

# F-Series

## 7/16" Bore Cylinders

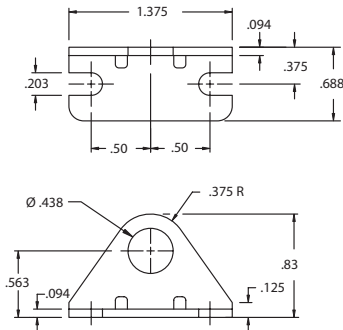
# FABCO-AIR

### Cylinder Features – Options & Accessories

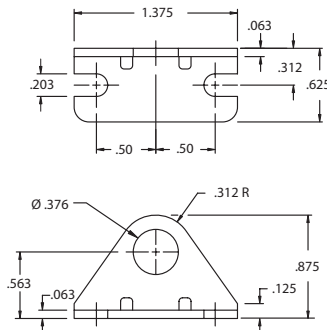
- -10° to +165°F
- Piston Rod:  
Round – Ground and Polished 303 Stainless Steel  
Hex – Ground 303 Stainless Steel
- Mounting nuts standard on all nose mount cylinders
- Approximate Force Exerted:  
(0.15) x (Air Line PSI)
- Spring Force:  
1 lb. Relaxed – 2 lb. Compressed

#### OPTION

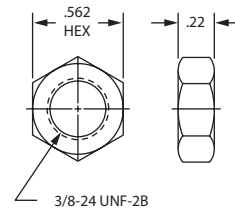
- Viton® Seals –  
Spring Return (-15° F to 300° F)  
D01 – Double Acting (-15° F to 350° F)  
D02 – Double Acting (-15° F to 350° F)  
Spring Extend (-15° F to 300° F)
- Ports Rotated – 90° on S02, R02, N02, or D02 (both)
- Rod Wiper – Not available
- Side Port
- Low Temperature Seals – Applications to -40° F
- Rod Extension
- Rod Thread Extension



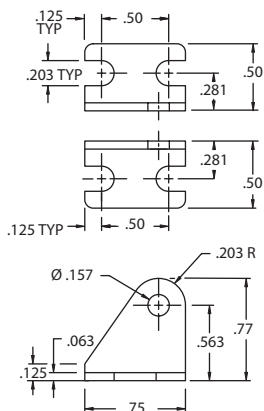
**Mounting Bracket**  
F-M117003



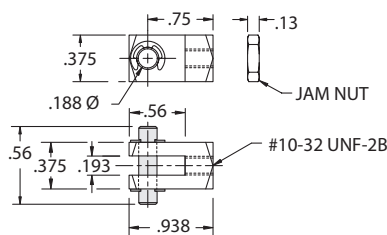
**Mounting Bracket**  
F-M117004



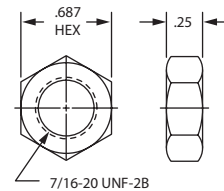
**Mounting Nut**  
F-M190002



**Pivot Bracket**  
F-M029002



**Rod Clevis**  
F-M127002

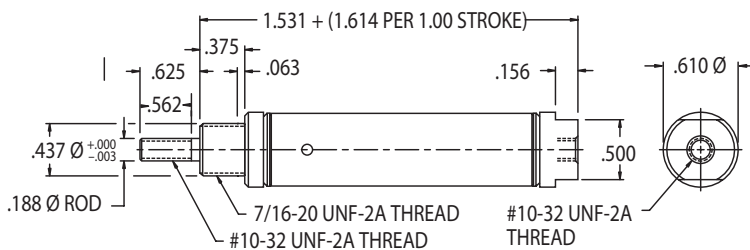


**Mounting Nut**  
F-M190003

### 9/16" Bore Cylinders

MOUNTING NUT INCLUDED

**F-0563S01-00A**



BUMPER OPTION (AVAILABLE AT CAP END ONLY) - ADD .062 TO OAL  
 MAGNETIC PISTON - ADD .531 TO OAL  
 BOTH BUMPER & MAGNETIC PISTON - ADD .713 TO OAL

#### Single Acting Spring Return

Front Nose Mount

Standard Stroke Lengths:

1/2", 1", 1-1/2", 2", 2-1/2", 3", 4"

Maximum Stroke: 6"

Optional Accessories:

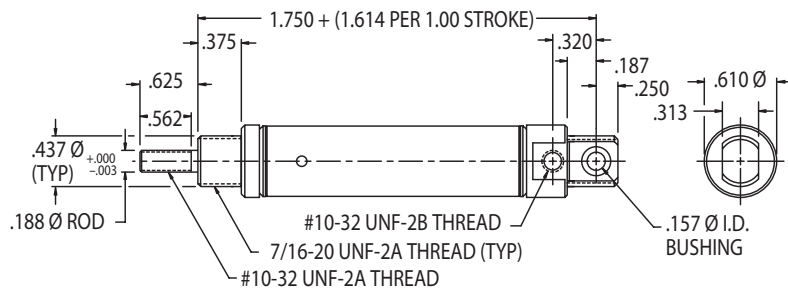
- F-M117003 Mounting Bracket
- F-M127002 Rod Clevis

Base Weight: .06 lbs.

Plus .05 lbs. per inch of stroke

MOUNTING NUT NOT INCLUDED

**F-0563S02-00A**



BUMPER OPTION (AVAILABLE AT CAP END ONLY) - ADD .062 TO OAL  
 MAGNETIC PISTON - ADD .531 TO OAL  
 BOTH BUMPER & MAGNETIC PISTON - ADD .713 TO OAL

#### Single Acting Spring Return

Double Nose or Rear Pivot Mount

Standard Stroke Lengths:

1/2", 1", 1-1/2", 2", 2-1/2", 3", 4"

Maximum Stroke: 6"

Optional Accessories:

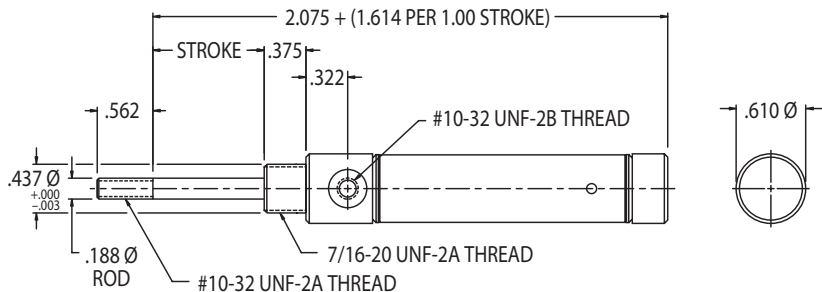
- F-M117003 Mounting Bracket
- F-M129002 Pivot Bracket
- F-M127002 Rod Clevis

Base Weight: .06 lbs.

Plus .05 lbs. per inch of stroke

MOUNTING NUT INCLUDED

**F-0563R01-00A**



BUMPER OPTION (AVAILABLE AT ROD END ONLY) - ADD .062 TO OAL  
 MAGNETIC PISTON - ADD .531 TO OAL  
 BOTH BUMPER & MAGNETIC PISTON - ADD .713 TO OAL

#### Single Acting Spring Extend

Front Nose Mount

Standard Stroke Lengths:

1/2", 1", 1-1/2", 2", 2-1/2", 3"

Maximum Stroke: 6"

Optional Accessories:

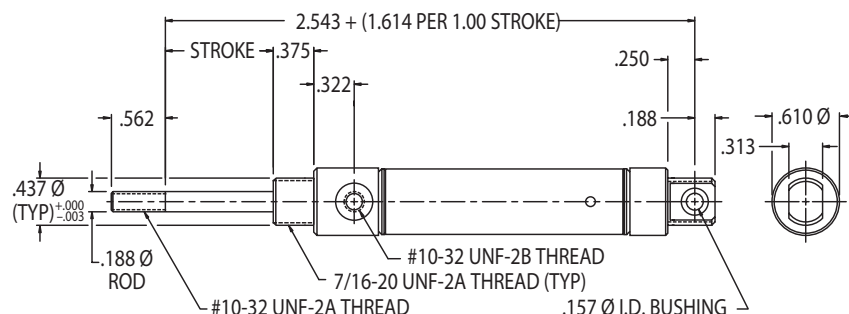
- F-M117003 Mounting Bracket
- F-M127002 Rod Clevis

Base Weight: .08 lbs.

Plus .04 lbs. per inch of stroke

MOUNTING NUT NOT INCLUDED

**F-0563R02-00A**



BUMPER OPTION (AVAILABLE AT ROD END ONLY) - ADD .062 TO OAL  
 MAGNETIC PISTON - ADD .531 TO OAL  
 BOTH BUMPER & MAGNETIC PISTON - ADD .713 TO OAL

#### Single Acting Spring Extend

Double Nose or Rear Pivot Mount

Standard Stroke Lengths:

1/2", 1", 1-1/2", 2", 2-1/2", 3"

Maximum Stroke: 6"

Optional Accessories:

- F-M117003 Mounting Bracket
- F-M129002 Pivot Bracket
- F-M127002 Rod Clevis

Base Weight: .08 lbs.

Plus .04 lbs. per inch of stroke

# F-Series

## 9/16" Bore Cylinders

Single Acting Spring Return  
Front Nose Mount

**Non-Rotating**

Standard Stroke Lengths:

1/2", 1", 1-1/2", 2", 2-1/2", 3", 4"

Maximum Stroke: 6"

Optional Accessories:

- F-M117003 Mounting Bracket
- F-M127002 Rod Clevis

Base Weight: .06 lbs.

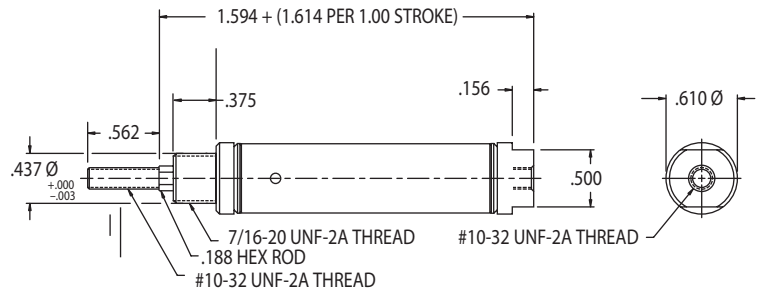
Plus .05 lbs. per inch of stroke



# FABCO-AIR

**F-0563N01-00A**

MOUNTING NUT INCLUDED



BUMPER OPTION (AVAILABLE CAP END ONLY) - ADD .062 TO OAL  
MAGNETIC PISTON - ADD .531 TO OAL  
BOTH BUMPER & MAGNETIC PISTON - ADD .713 TO OAL

Single Acting Spring Return  
Rear Pivot Mount

**Non-Rotating**

Standard Stroke Lengths:

1/2", 1", 1-1/2", 2", 2-1/2", 3", 4"

Maximum Stroke: 6"

Optional Accessories:

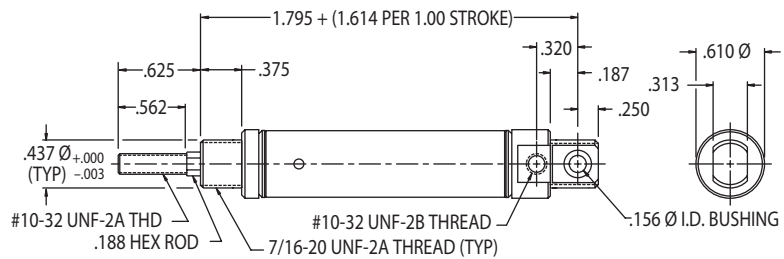
- F-M117003 Mounting Bracket
- F-M129002 Pivot Bracket
- F-M127002 Rod Clevis

Base Weight: .06 lbs.

Plus .05 lbs. per inch of stroke

**F-0563N02-00A**

MOUNTING NUT NOT INCLUDED



BUMPER OPTION (AVAILABLE CAP END ONLY) - ADD .062 TO OAL  
MAGNETIC PISTON - ADD .531 TO OAL  
BOTH BUMPER & MAGNETIC PISTON - ADD .713 TO OAL

Double Acting  
Front Nose Mount

Standard Stroke Lengths:

1/2", 1", 1-1/2", 2", 2-1/2", 3", 4"

Maximum Stroke: 12"

Optional Accessories:

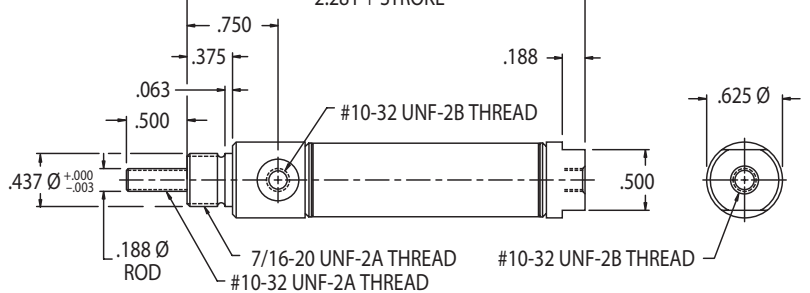
- F-M117003 Mounting Bracket
- F-M127002 Rod Clevis

Base Weight: .09 lbs.

Plus .02 lbs. per inch of stroke

**F-0563D01-00A**

MOUNTING NUT INCLUDED



BUMPER OPTION - ADD .125 TO OAL  
MAGNETIC PISTON - ADD .250 TO OAL  
BOTH BUMPER & MAGNETIC PISTON - ADD .375 TO OAL

Double Acting  
Double Nose or Rear Pivot Mount

Standard Stroke Lengths:

1/2", 1", 1-1/2", 2", 2-1/2", 3", 4"

Maximum Stroke: 12"

Optional Accessories:

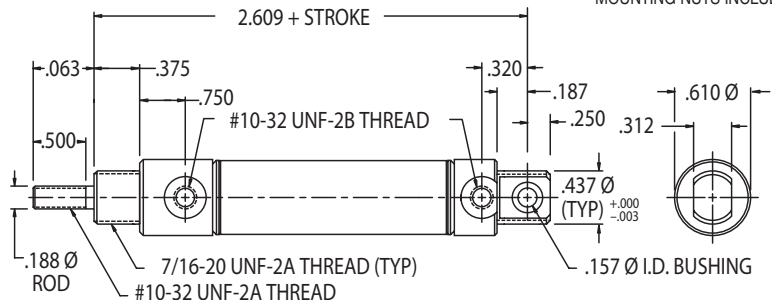
- F-M117003 Mounting Bracket
- F-M129002 Pivot Bracket
- F-M127002 Rod Clevis

Base Weight: .09 lbs.

Plus .02 lbs. per inch of stroke

**F-0563D02-00A or F-0563D04-00A**

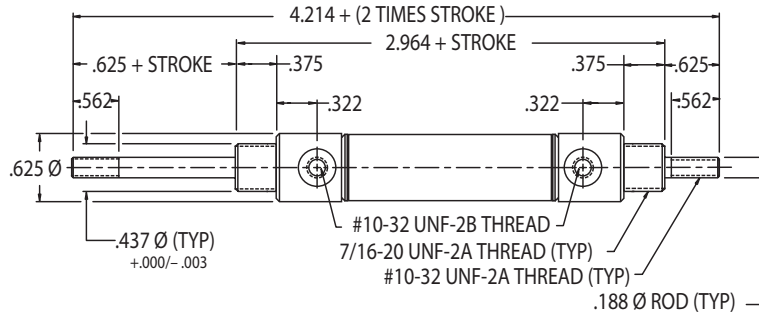
MOUNTING NUT NOT INCLUDED - D02  
MOUNTING NUTS INCLUDED - D04



BUMPER OPTION - ADD .125 TO OAL  
MAGNETIC PISTON - ADD .250 TO OAL  
BOTH BUMPER & MAGNETIC PISTON - ADD .375 TO OAL

MOUNTING NUT INCLUDED

F-0563D03-00A



BUMPER OPTION - ADD .125 TO OAL  
 MAGNETIC PISTON - ADD .250 TO OAL  
 BOTH BUMPER & MAGNETIC PISTON - ADD .375 TO OAL

### Double Acting

### Double Rod

Standard Stroke Lengths:

**1/2", 1", 1-1/2", 2", 2-1/2", 3", 4", 5", 6"**

Maximum Stroke: 12"

Optional Accessories:

- F-M117003 Mounting Bracket

- F-M127002 Rod Clevis

Base Weight: .16 lbs.

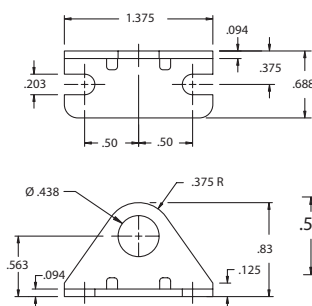
Plus .03 lbs. per inch of stroke

## 9/16" Bore Cylinder Specifications – Options & Accessories

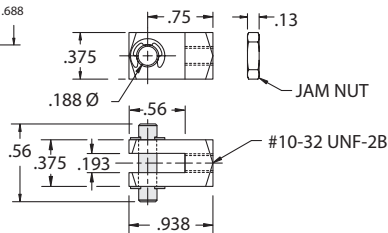
- $-10^{\circ}$  to  $+165^{\circ}\text{F}$
- Piston Rod: Hex - Ground 303 Stainless Steel  
Round - Ground and Polished 303 Stainless Steel
- Mounting nuts are standard on all nose mount cylinders
- Bumpers are OPTIONAL on all 9/16" bore cylinders (except in combination with Viton® option)
- Approximate Force Exerted:  $(0.25) \times (\text{Air Line Pressure})$
- Spring Force: 2 lb. Relaxed – 4 lb. Compressed
- Magnetic piston optional on all 9/16" bore cylinders (except in combination with Viton® option).

### OPTION

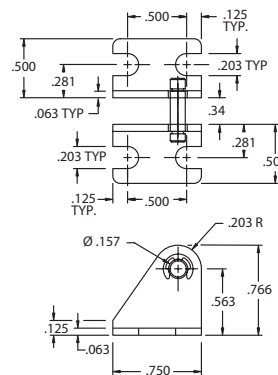
- Viton® Seals – Not available with bumpers or magnetic piston  
Spring Return ( $-15^{\circ}\text{F}$  to  $300^{\circ}\text{F}$ )  
N01 & N02 Spring Return ( $-15^{\circ}\text{F}$  to  $300^{\circ}\text{F}$ )  
Double Acting ( $-15^{\circ}\text{F}$  to  $350^{\circ}\text{F}$ )  
Spring Extend ( $-15^{\circ}\text{F}$  to  $300^{\circ}\text{F}$ )  
Double Rod ( $-15^{\circ}\text{F}$  to  $350^{\circ}\text{F}$ )
- Ports Rotated –  $90^{\circ}$  on S02, R02, N02, or D02 (both)
- Rod Wiper – Not available
- Side Port – Cap end port on S01, N01, or D01  
Add .03 to OAL
- Low Temperature Seals – Applications to  $-40^{\circ}\text{F}$
- Rod Extension
- Rod Thread Extension



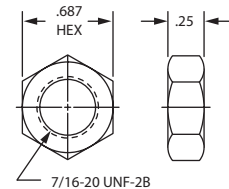
**Mounting Bracket**  
F-M117003



**Rod Clevis**  
F-M127002



**Pivot Bracket**  
F-M129002



**Mounting Nut**  
F-M190003

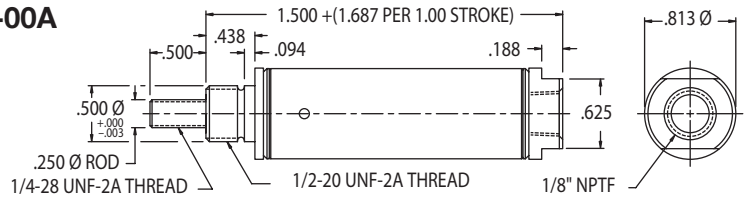
# F-Series

## 3/4" Bore Cylinders

### Single Acting Spring Return Front Nose Mount

Standard Stroke Lengths:  
**1/2", 1", 1-1/2", 2", 2-1/2", 3", 4"**  
 Maximum Stroke: 6"  
 Optional Accessories:  
 • F-M117006 Mounting Bracket  
 • F-M127003 Rod Clevis  
 Base Weight: .10 lbs.  
 Plus .08 lbs. per inch of stroke

### F-0750S01-00A

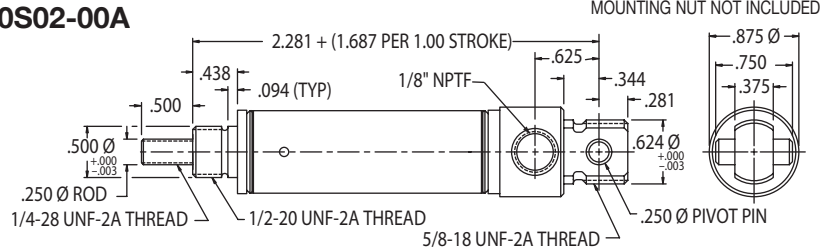


MOUNTING NUT INCLUDED  
 BUMPER OPTION (AVAILABLE CAP END ONLY) - ADD .125 TO OAL  
 MAGNETIC PISTON OPTION - ADD .688 TO OAL  
 BOTH BUMPER & MAGNETIC PISTON OPTIONS - ADD .890 TO OAL

### Single Acting Spring Return Rear Pivot Mount

Standard Stroke Lengths:  
**1/2", 1", 1-1/2", 2", 2-1/2", 3", 4"**  
 Maximum Stroke: 6"  
 Optional Accessories:  
 • F-M117006 Mounting Bracket  
 • F-M029003 Pivot Bracket  
 • F-M127003 Rod Clevis  
 Base Weight: .13 lbs.  
 Plus .08 lbs. per inch of stroke

### F-0750S02-00A

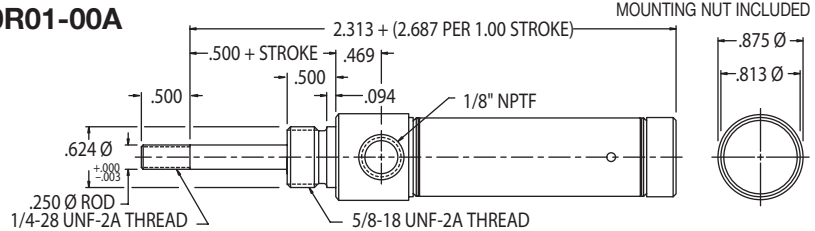


MOUNTING NUT NOT INCLUDED  
 BUMPER OPTION (AVAILABLE CAP END ONLY) - ADD .125 TO OAL  
 MAGNETIC PISTON OPTION - ADD .688 TO OAL  
 BOTH BUMPER & MAGNETIC PISTON OPTIONS - ADD .890 TO OAL

### Single Acting Spring Extend Front Nose Mount

Standard Stroke Lengths:  
**1/2", 1", 1-1/2", 2", 2-1/2", 3", 4"**  
 Maximum Stroke: 6"  
 Optional Accessories:  
 • F-M117005 Mounting Bracket  
 • F-M127003 Rod Clevis  
 Base Weight: .18 lbs.  
 Plus .07 lbs. per inch of stroke

### F-0750R01-00A

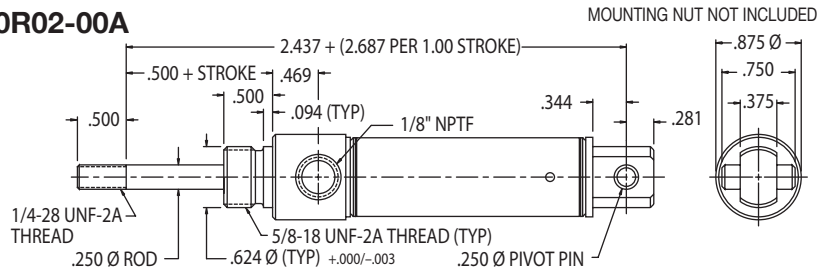


MOUNTING NUT INCLUDED  
 BUMPER OPTION (AVAILABLE ROD END ONLY) - ADD .125 TO OAL  
 MAGNETIC PISTON OPTION - ADD .688 TO OAL  
 BOTH BUMPER & MAGNETIC PISTON OPTIONS - ADD .890 TO OAL

### Single Acting Spring Extend Rear Pivot Mount

Standard Stroke Lengths:  
**1/2", 1", 1-1/2", 2", 2-1/2", 3", 4"**  
 Maximum Stroke: 6"  
 Optional Accessories:  
 • F-M117005 Mounting Bracket  
 • F-M029003 Pivot Bracket  
 • F-M127003 Rod Clevis  
 Base Weight: .18 lbs.  
 Plus .07 lbs. per inch of stroke

### F-0750R02-00A

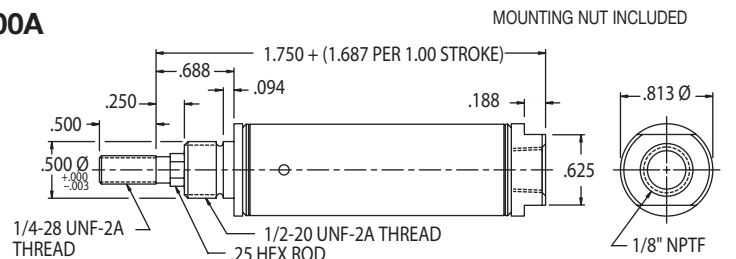


MOUNTING NUT NOT INCLUDED  
 BUMPER OPTION (AVAILABLE ROD END ONLY) - ADD .125 TO OAL  
 MAGNETIC PISTON OPTION - ADD .688 TO OAL  
 BOTH BUMPER & MAGNETIC PISTON OPTIONS - ADD .890 TO OAL

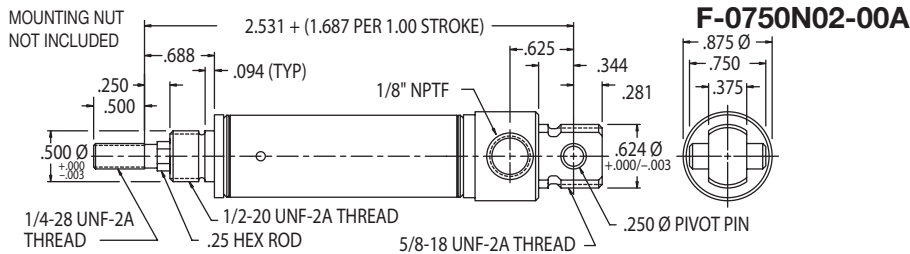
### Single Acting Spring Return Front Nose Mount

**Non-Rotating**  
 Standard Stroke Lengths:  
**1/2", 1", 1-1/2", 2", 2-1/2", 3", 4"**  
 Maximum Stroke: 6"  
 Optional Accessories:  
 • F-M117006 Mounting Bracket  
 • F-M127003 Rod Clevis  
 Base Weight: .10 lbs.  
 Plus .08 lbs. per inch of stroke

### F-0750N01-00A

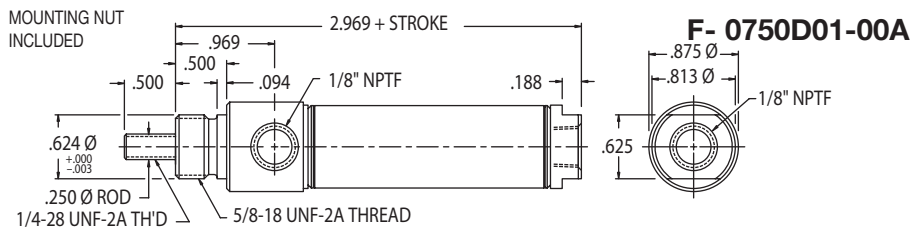


MOUNTING NUT INCLUDED  
 BUMPER OPTION (AVAILABLE CAP END ONLY) - ADD .125 TO OAL  
 MAGNETIC PISTON OPTION - ADD .688 TO OAL  
 BOTH BUMPER & MAGNETIC PISTON OPTIONS - ADD .890 TO OAL



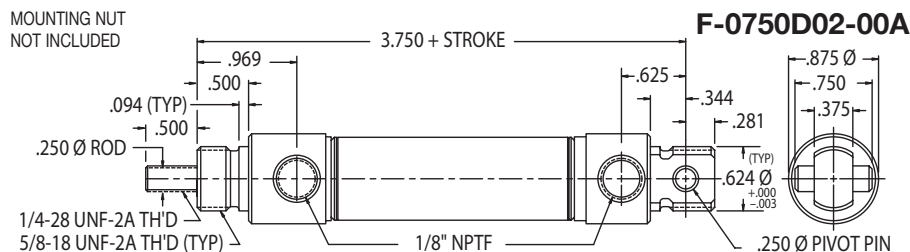
MOUNTING NUT NOT INCLUDED  
 BUMPER OPTION (AVAILABLE CAP END ONLY) - ADD .125 TO OAL  
 MAGNETIC PISTON OPTION - ADD .688 TO OAL  
 BOTH BUMPER & MAGNETIC PISTON OPTIONS - ADD .890 TO OAL

**Single Acting Spring Return**  
**Rear Pivot Mount Non-Rotating**  
 Standard Stroke Lengths:  
**1/2", 1", 1-1/2", 2", 2-1/2", 3", 4"**  
 Maximum Stroke: 6"  
 Optional Accessories:  
 • F-M117006 Mounting Bracket  
 • F-M029003 Pivot Bracket  
 • F-M127003 Rod Clevis  
 Base Weight: .12 lbs.  
 Plus .08 lbs. per inch of stroke



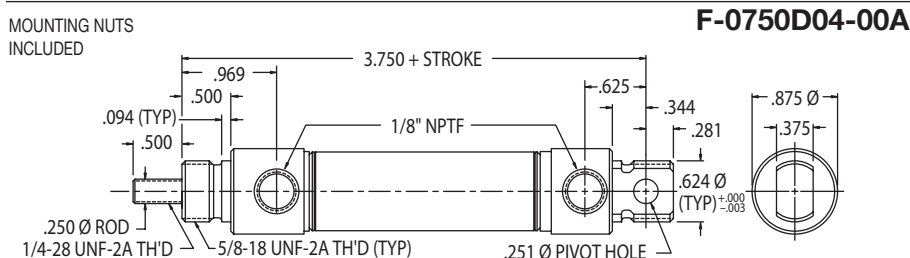
MOUNTING NUT INCLUDED  
 BUMPER OPTION - NO CHANGE IN OAL  
 MAGNETIC PISTON OPTION - NO CHANGE IN OAL  
 BOTH BUMPER & MAGNETIC PISTON OPTIONS - ADD .125 TO OAL

**Double Acting**  
**Front Nose Mount**  
 Standard Stroke Lengths:  
**1/2", 1", 1-1/2", 2", 2-1/2", 3", 4", 5", 6"**  
 Maximum Stroke: 12"  
 Optional Accessories:  
 • F-M117005 Mounting Bracket  
 • F-M127003 Rod Clevis  
 Base Weight: .21 lbs.  
 Plus .03 lbs. per inch of stroke



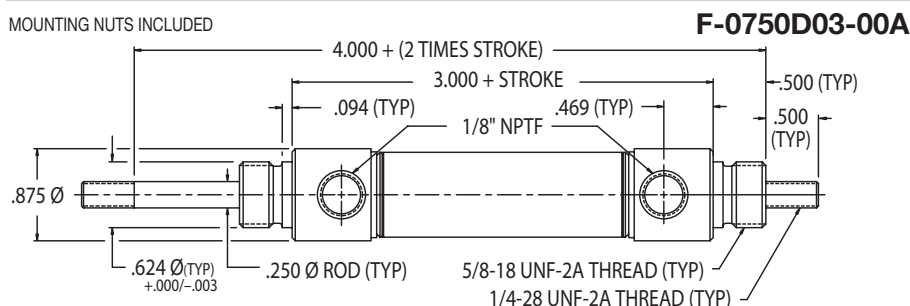
MOUNTING NUT NOT INCLUDED  
 BUMPER OPTION - NO CHANGE IN OAL  
 MAGNETIC PISTON OPTION - NO CHANGE IN OAL  
 BOTH BUMPER & MAGNETIC PISTON OPTIONS - ADD .125 TO OAL

**Double Acting**  
**Rear Pivot Mount**  
 Standard Stroke Lengths:  
**1/2", 1", 1-1/2", 2", 2-1/2", 3", 4", 5", 6", 7", 8", 9", 10", 11", 12"**  
 Maximum Stroke: 32"  
 Optional Accessories:  
 • F-M117005 Mounting Bracket  
 • F-M029003 Pivot Bracket  
 • F-M127003 Rod Clevis  
 Base Weight: .21 lbs.  
 Plus .03 lbs. per inch of stroke



MOUNTING NUTS INCLUDED  
 BUMPER OPTION - NO CHANGE IN OAL  
 MAGNETIC PISTON OPTION - NO CHANGE IN OAL  
 BOTH BUMPER & MAGNETIC PISTON OPTIONS - ADD .125 TO OAL

**Double Acting**  
**Double Nose or Rear Pivot Mount**  
 Standard Stroke Lengths  
**1/2", 1", 1-1/2", 2", 2-1/2", 3", 4", 5", 6", 7", 8", 9", 10", 11", 12"**  
 Maximum Stroke: 32"  
 Optional Accessories:  
 • F-M117005 Mounting Bracket  
 • F-M129003 Pivot Bracket  
 • F-M127003 Rod Clevis  
 Base Weight: .29 lbs.  
 Plus .03 lbs. per inch of stroke



MOUNTING NUTS INCLUDED  
 BUMPER OPTION - ADD .250 TO OAL  
 MAGNETIC PISTON OPTION - NO CHANGE IN OAL  
 BOTH BUMPER & MAGNETIC PISTON OPTIONS - ADD .250 TO OAL

**Double Acting**  
**Double Rod**  
 Standard Stroke Lengths:  
**1/2", 1", 1-1/2", 2", 2-1/2", 3", 4", 5", 6"**  
 Maximum Stroke: 12"  
 Optional Accessories:  
 • F-M117005 Mounting Bracket  
 • F-M127003 Rod Clevis  
 Base Weight: .37 lbs.  
 Plus .04 lbs. per inch of stroke

# F-Series

## 3/4" Bore Cylinders



# FABCO-AIR

### Double Acting

#### Front Block Mount

Standard Stroke Lengths:

1/2", 1", 1-1/2", 2", 2-1/2", 3", 4", 5", 6"

Maximum Stroke: 12"

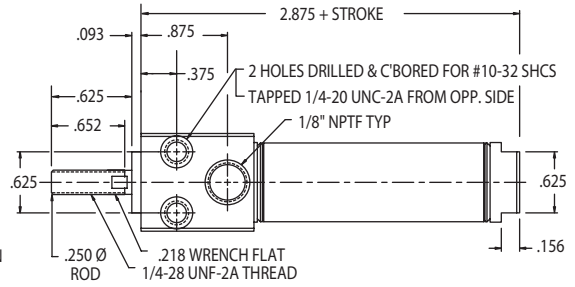
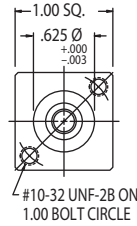
Optional Accessories:

- F-M127003 Rod Clevis

Base Weight: .22 lbs.

Plus .03 lbs. per inch of stroke

### F-0750D05-00A



BUMPER OPTION - NO CHANGE IN OAL  
 MAGNETIC PISTON OPTION - NO CHANGE IN OAL  
 BOTH BUMPER & MAGNETIC PISTON OPTIONS - ADD .125 TO OAL

### Double Acting

#### Trunnion Mount

Standard Stroke Lengths:

1/2", 1", 1-1/2", 2", 2-1/2", 3", 4", 5", 6"

Maximum Stroke: 12"

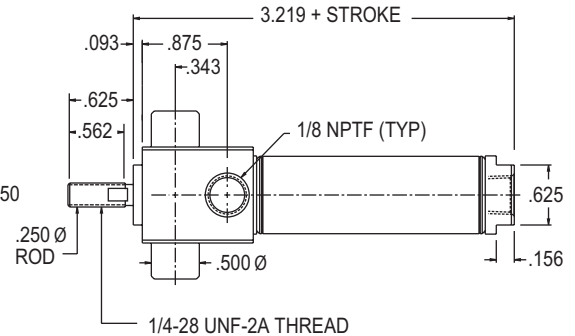
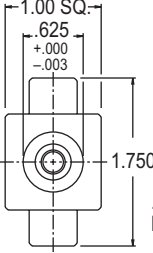
Optional Accessories:

- F-M029006 Trunnion Bracket
- F-M127003 Rod Clevis

Base Weight: .29 lbs.

Plus .03 lbs. per inch of stroke

### F-0750D06-00A



BUMPER OPTION - NO CHANGE IN OAL  
 MAGNETIC PISTON OPTION - NO CHANGE IN OAL  
 BOTH BUMPER & MAGNETIC PISTON OPTIONS - ADD .125 TO OAL

### Double Acting

#### Front Nose Mount with Adjustable Cushions

Standard Stroke Lengths:

1/2", 1", 1-1/2", 2", 2-1/2", 3", 4", 5", 6"

Maximum Stroke: 12"

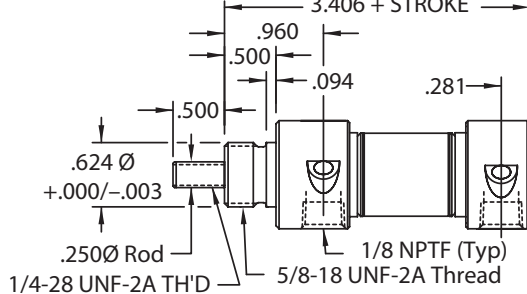
Optional Accessories:

- F-M117005 Mounting Bracket
- F-M127003 Rod Clevis

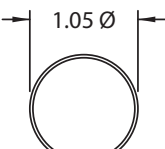
Base Weight: .24 lbs.

Plus .03 lbs. per inch of stroke

### F-0750DG1-00A



MOUNTING NUT INCLUDED



MAGNETIC PISTON OPTION - NO CHANGE IN OAL

### Double Acting

#### Rear Pivot Mount with Adjustable Cushions

Standard Stroke Lengths:

1/2", 1", 1-1/2", 2", 2-1/2", 3", 4", 5", 6"

Maximum Stroke: 12"

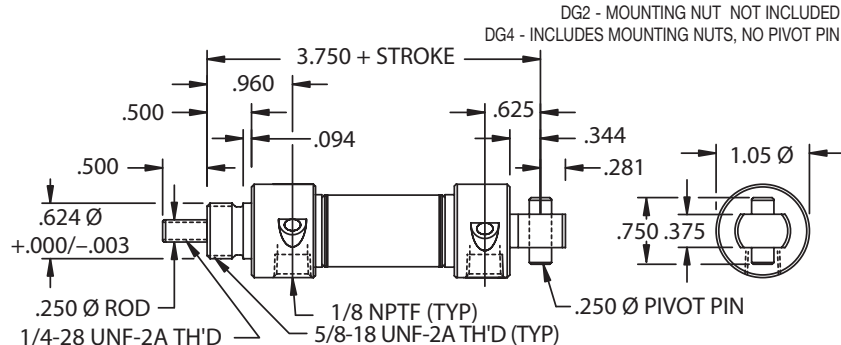
Optional Accessories:

- F-M117005 Mounting Bracket
- F-M029003 Pivot Bracket
- F-M127003 Rod Clevis

Base Weight: .29 lbs.

Plus .03 lbs. per inch of stroke

### F-0750DG2-00A or F-0750DG4-00A



DG2 - MOUNTING NUT NOT INCLUDED  
 DG4 - INCLUDES MOUNTING NUTS, NO PIVOT PIN

MAGNETIC PISTON OPTION - NO CHANGE IN OAL

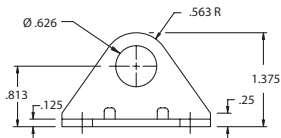
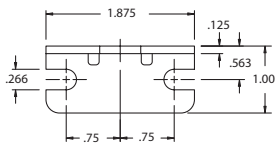


## Cylinder Specifications – Options & Accessories

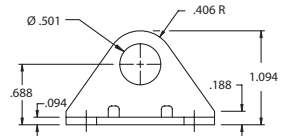
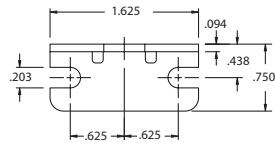
- -10° to +165°F
- Piston Rod:
  - Round - Ground, Polished, 303 Stainless Steel
  - Hex - Ground 303 Stainless Steel
- Mounting nuts are standard on all nose mount cylinders
- Bronze Rod Guide Bushing is Standard
- Approximate Force Exerted: (0.4) x (Air Line Pressure)
- Spring Force: 3 lb. Relaxed – 6 lb. Compressed
- Magnetic piston optional on all 3/4" bore cylinders (except in combination with Viton® option).

### OPTION

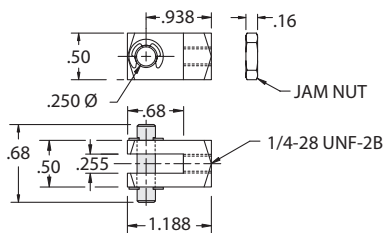
- Viton® Seals – Not available with bumpers or magnetic piston
  - Spring Return (-15° F to 300° F)
  - Double Acting (-15° F to 350° F)
  - Spring Extend (-15° F to 300° F)
  - Double Rod (-15° F to 350° F)
- Ports Rotated – 90°
  - on S02, R02, N02, D02 (both), or D04 (both)
- Rod Wiper – Not available in spring return models
- Side Port – Cap end port on S01, N01, D01, D05, or D06 (Add .44 to OAL)
- Low Temperature Seals – Applications to -40° F
- Rod Extension
- Rod Thread Extension



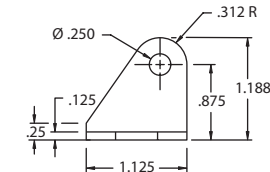
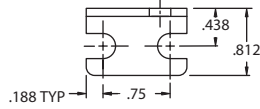
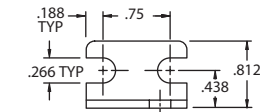
**Mounting Bracket**  
F-M117005



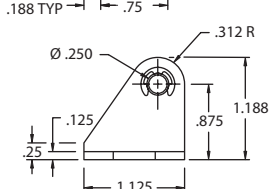
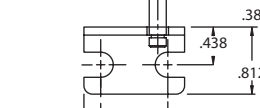
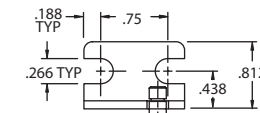
**Mounting Bracket**  
F-M117006



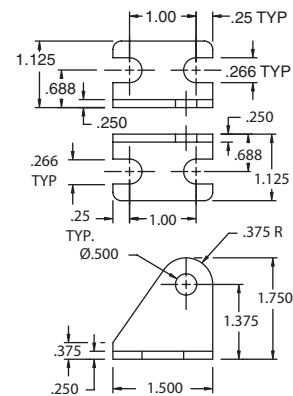
**Rod Clevis**  
F-M127003



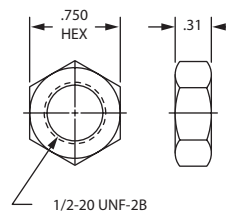
**Pivot Bracket**  
F-M029003



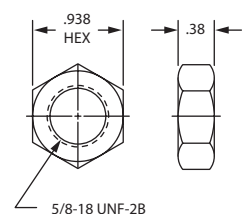
**Pivot Bracket**  
F-M129003



**Trunnion Bracket**  
F-M029006



**Mounting Nut**  
F-M190004



**Mounting Nut**  
F-M190005

# F-Series

## 7/8" Bore Cylinders

### Single Acting Spring Return

#### Front Nose Mount

Standard Stroke Lengths:

1/2", 1", 1-1/2", 2", 2-1/2", 3", 4"

Maximum Stroke: 6"

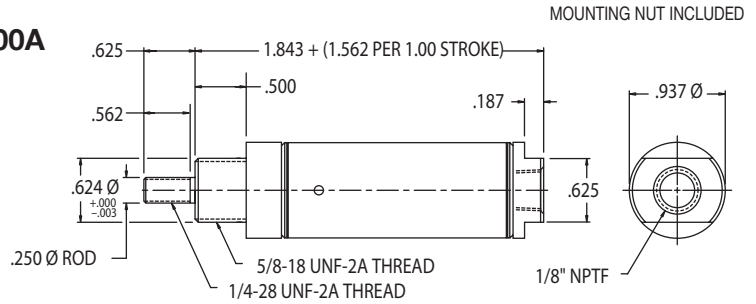
Optional Accessories:

- F-M117005 Mounting Bracket
- F-M127003 Rod Clevis

Base Weight: .17 lbs.

Plus .09 lbs. per inch of stroke

### F-0875S01-00A



BUMPER OPTION (AVAILABLE CAP END ONLY) - NO CHANGE IN OAL  
 MAGNETIC PISTON OPTION - ADD .531 TO OAL  
 BOTH BUMPER & MAGNETIC PISTON OPTIONS - ADD .733 TO OAL

### Single Acting Spring Return

#### Rear Pivot Mount

Standard Stroke Lengths:

1/2", 1", 1-1/2", 2", 2-1/2", 3", 4"

Maximum Stroke: 6"

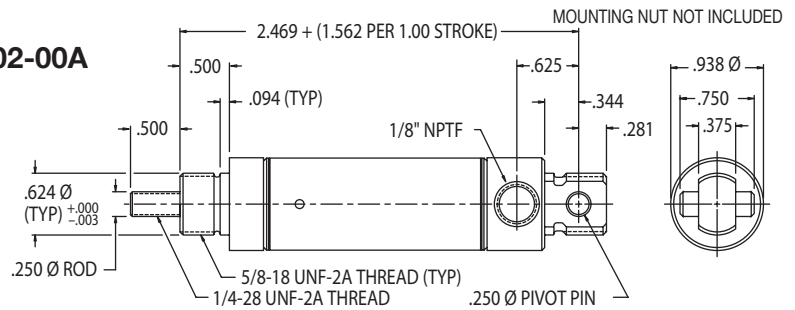
Optional Accessories:

- F-M117005 Mounting Bracket
- F-M029003 Pivot Bracket
- F-M127003 Rod Clevis

Base Weight: .17 lbs.

Plus .09 lbs. per inch of stroke

### F-0875S02-00A



BUMPER OPTION (AVAILABLE CAP END ONLY) - NO CHANGE IN OAL  
 MAGNETIC PISTON OPTION - ADD .531 TO OAL  
 BOTH BUMPER & MAGNETIC PISTON OPTIONS - ADD .733 TO OAL

### Single Acting Spring Extend

#### Front Nose Mount

Standard Stroke Lengths:

1/2", 1", 1-1/2", 2", 2-1/2", 3", 4"

Maximum Stroke: 6"

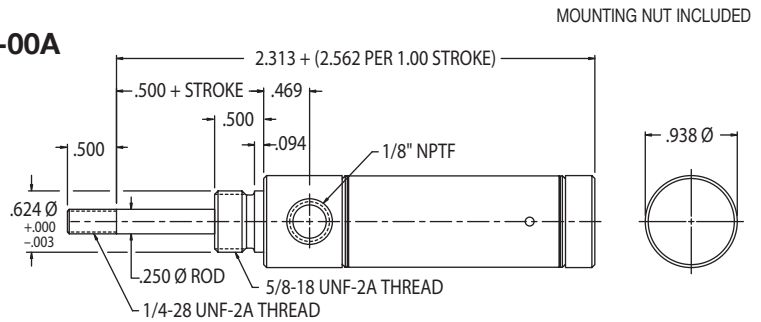
Optional Accessories:

- F-M117005 Mounting Bracket
- F-M127003 Rod Clevis

Base Weight: .20 lbs.

Plus .09 lbs. per inch of stroke

### F-0875R01-00A



BUMPER OPTION (AVAILABLE ROD END ONLY) - NO CHANGE IN OAL  
 MAGNETIC PISTON OPTION - ADD .531 TO OAL  
 BOTH BUMPER & MAGNETIC PISTON OPTIONS - ADD .733 TO OAL

### Single Acting Spring Extend

#### Rear Pivot Mount

Standard Stroke Lengths:

1/2", 1", 1-1/2", 2", 2-1/2", 3", 4"

Maximum Stroke: 6"

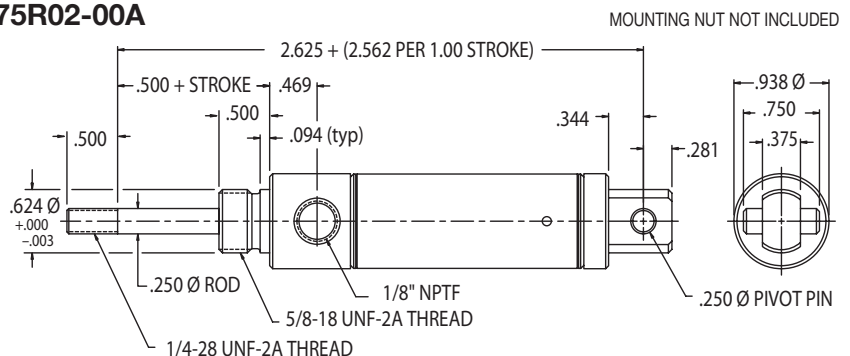
Optional Accessories:

- F-M117005 Mounting Bracket
- F-M029003 Pivot Bracket
- F-M127003 Rod Clevis

Base Weight: .20 lbs.

Plus .09 lbs. per inch of stroke

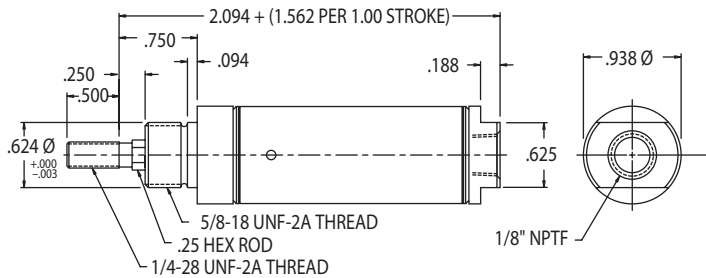
### F-0875R02-00A



BUMPER OPTION (AVAILABLE ROD END ONLY) - NO CHANGE IN OAL  
 MAGNETIC PISTON OPTION - ADD .531 TO OAL  
 BOTH BUMPER & MAGNETIC PISTON OPTIONS - ADD .733 TO OAL

MOUNTING NUT INCLUDED

#### F-0875N01-00A

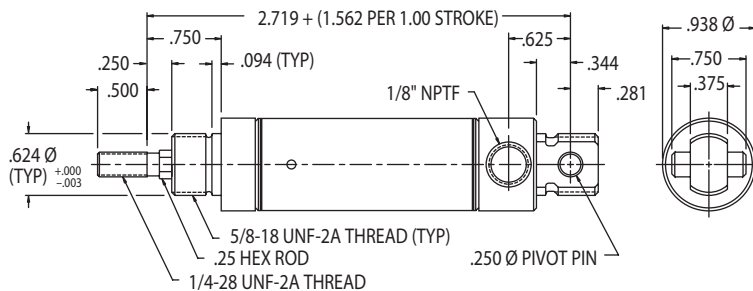


BUMPER OPTION (AVAILABLE CAP END ONLY) - NO CHANGE IN OAL  
 MAGNETIC PISTON OPTION - ADD .531 TO OAL  
 BOTH BUMPER & MAGNETIC PISTON OPTIONS - ADD .733 TO OAL

**Single Acting Spring Return**  
**Front Nose Mount Non-Rotating**  
 Standard Stroke Lengths:  
**1/2", 1", 1-1/2", 2", 2-1/2", 3", 4"**  
 Maximum Stroke: 6"  
 Optional Accessories:  
 • F-M117005 Mounting Bracket  
 • F-M127003 Rod Clevis  
 Base Weight: .17 lbs.  
 Plus .09 lbs. per inch of stroke

MOUNTING NUT NOT INCLUDED

#### F-0875N02-00A

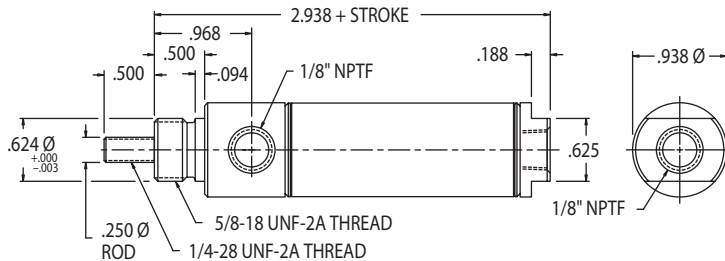


BUMPER OPTION (AVAILABLE CAP END ONLY)- NO CHANGE IN OAL  
 MAGNETIC PISTON OPTION - ADD .531 TO OAL  
 BOTH BUMPER & MAGNETIC PISTON OPTIONS - ADD .733 TO OAL

**Single Acting Spring Return**  
**Rear Pivot Mount Non-Rotating**  
 Standard Stroke Lengths:  
**1/2", 1", 1-1/2", 2", 2-1/2", 3", 4"**  
 Maximum Stroke: 6"  
 Optional Accessories:  
 • F-M117005 Mounting Bracket  
 • F-M029003 Pivot Bracket  
 • F-M127003 Rod Clevis  
 Base Weight: .17 lbs.  
 Plus .09 lbs. per inch of stroke

MOUNTING NUT INCLUDED

#### F-0875D01-00A

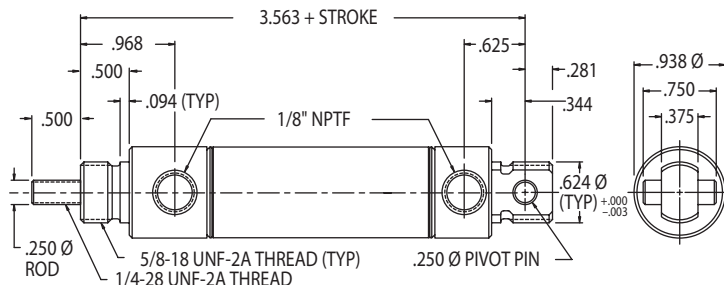


BUMPER OPTION - NO CHANGE IN OAL  
 MAGNETIC PISTON OPTION - NO CHANGE IN OAL  
 BOTH BUMPER & MAGNETIC PISTON OPTIONS - ADD .125 TO OAL

**Double Acting**  
**Front Nose Mount**  
 Standard Stroke Lengths  
**1/2", 1", 1-1/2", 2", 2-1/2", 3", 4", 5", 6"**  
 Maximum Stroke: 12"  
 Optional Accessories:  
 • F-M117005 Mounting Bracket  
 • F-M127003 Rod Clevis  
 Base Weight: .25 lbs.  
 Plus .03 lbs. per inch of stroke

MOUNTING NUT NOT INCLUDED

#### F-0875D02-00A



BUMPER OPTION - NO CHANGE IN OAL  
 MAGNETIC PISTON OPTION - NO CHANGE IN OAL  
 BOTH BUMPER & MAGNETIC PISTON OPTIONS - ADD .125 TO OAL

**Double Acting**  
**Rear Pivot Mount**  
 Standard Stroke Lengths:  
**1/2", 1", 1-1/2", 2", 2-1/2", 3", 4", 5", 6"**  
 Maximum Stroke: 32"  
 Optional Accessories:  
 • F-M117005 Mounting Bracket  
 • F-M029003 Pivot Bracket  
 • F-M127003 Rod Clevis  
 Base Weight: .32 lbs.  
 Plus .03 lbs. per inch of stroke

# F-Series

## 7/8" Bore Cylinders

### Double Acting

Double Nose or Rear Pivot Mount

Standard Stroke Lengths:

1/2", 1", 1-1/2", 2", 2-1/2", 3", 4", 5", 6"

Maximum Stroke: 32"

Optional Accessories:

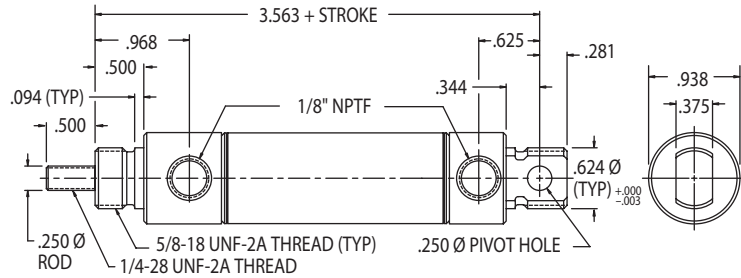
- F-M117005 Mounting Bracket
- F-M129003 Pivot Bracket
- F-M127003 Rod Clevis

Base Weight: .32 lbs.

Plus .03 lbs. per inch of stroke

F-0875D04-00A

MOUNTING NUTS INCLUDED



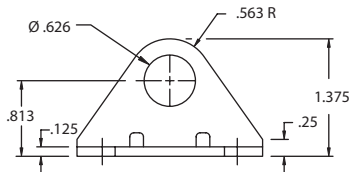
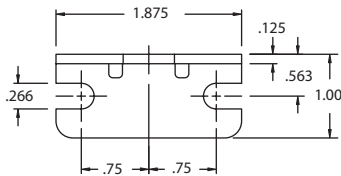
BUMPER OPTION - NO CHANGE IN OAL  
 MAGNETIC PISTON OPTION - NO CHANGE IN OAL  
 BOTH BUMPER & MAGNETIC PISTON OPTIONS - ADD .125 TO OAL

## 7/8" Bore Cylinder Specifications – Options & Accessories

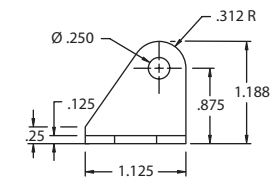
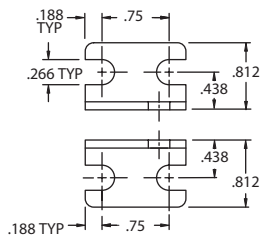
- -10° to +165°F
- Piston Rod:
  - Round - Ground and Polished, 303 Stainless Steel
  - Hex - Ground 303 Stainless Steel
- Mounting nuts are standard on all nose mount cylinders
- Bronze Rod Guide Bushing is Standard
- Approximate Force Exerted: (0.6) x (Air Line Pressure)
- Spring Force: 3 lb. Relaxed – 6 lb. Compressed
- Magnetic piston optional on all 7/8" bore cylinders (except in combination with Viton® option).

### OPTION

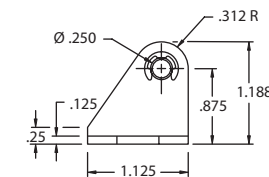
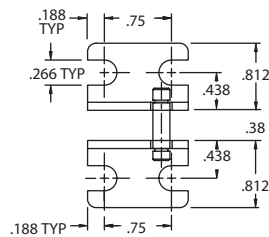
- Viton® Seals – Not available with bumpers or magnetic piston
  - S01 – Spring Return (-15° F to 300° F)
  - S02 – Spring Return (-15° F to 300° F)
  - R01 – Spring Extend (-15° F to 300° F)
  - R02 – Spring Extend (-15° F to 300° F)
  - N01 – Spring Return (-15° F to 300° F)
  - N02 – Spring Return (-15° F to 300° F)
  - D01 – Double Acting (-15° F to 350° F)
  - D02 – Double Acting (-15° F to 350° F)
  - D04 – Double Acting (-15° F to 350° F)
  - Spring Extend (-15° F to 300° F)
- Ports Rotated – 90°
  - on S02, R02, N02, D02 (both), or D04 (both)
- Rod Wiper – Not available in spring return models
- Side Port – Cap end port on S01, N01, or D01
  - Add .28 to OAL
- Low Temperature Seals – Applications to -40° F
- Rod Extension
- Rod Thread Extension



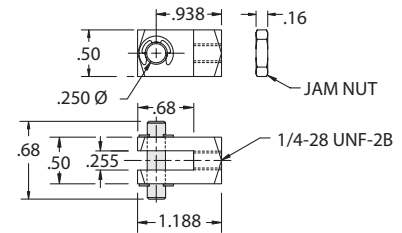
**Nose Mounting Bracket**  
F-M117005



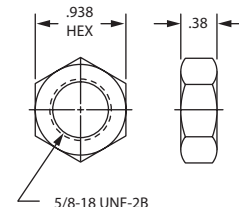
**Pivot Mounting Bracket**  
F-M029003



**Pivot Bracket**  
F-M129003



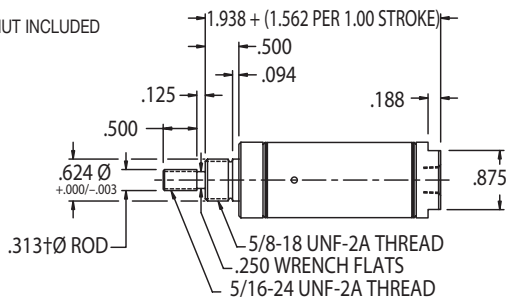
**Rod Clevis**  
F-M127003



**Mounting Nut**  
F-M190005

### 1-1/16" Bore Cylinders

MOUNTING NUT INCLUDED

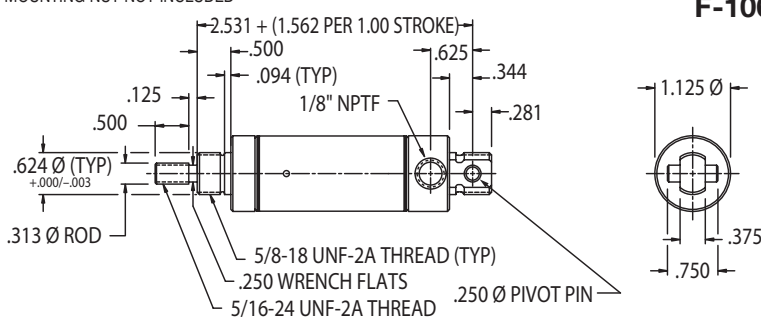


**F-1062S01-00A**

**Single Acting Spring Return**  
**Front Nose Mount**  
 Standard Stroke Lengths:  
**1/2", 1", 1-1/2", 2", 2-1/2", 3", 4", 5", 6"**  
 Maximum Stroke: 6"  
 Optional Accessories:  
 • F-M117005 Mounting Bracket  
 • F-M127004 Rod Clevis  
 Base Weight: .23 lbs.  
 Plus .11 lbs. per inch of stroke

BUMPER OPTION (AVAILABLE CAP END ONLY) - ADD .125 TO OAL  
 MAGNETIC PISTON OPTION - ADD .562 TO OAL  
 BOTH BUMPER & MAGNETIC PISTON OPTIONS - ADD .765 TO OAL

MOUNTING NUT NOT INCLUDED

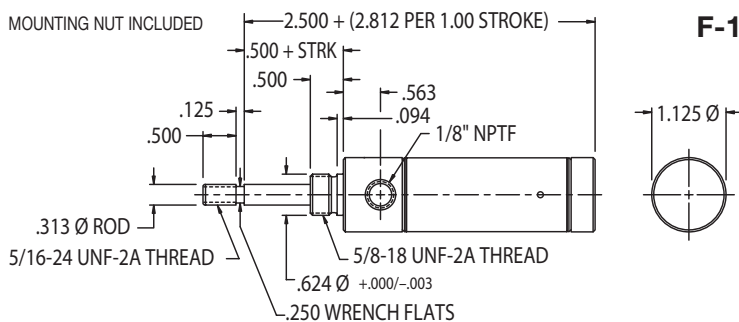


**F-1062S02-00A**

**Single Acting Spring Return**  
**Rear Pivot Mount**  
 Standard Stroke Lengths:  
**1/2", 1", 1-1/2", 2", 2-1/2", 3", 4"**  
 Maximum Stroke: 6"  
 Optional Accessories:  
 • F-M117005 Mounting Bracket  
 • F-M029003 Pivot Bracket  
 • F-M127004 Rod Clevis  
 Base Weight: .24 lbs.  
 Plus .11 lbs. per inch of stroke

BUMPER OPTION (AVAILABLE CAP END ONLY) - ADD .125 TO OAL  
 MAGNETIC PISTON OPTION - ADD .562 TO OAL  
 BOTH BUMPER & MAGNETIC PISTON OPTIONS - ADD .765 TO OAL

MOUNTING NUT INCLUDED

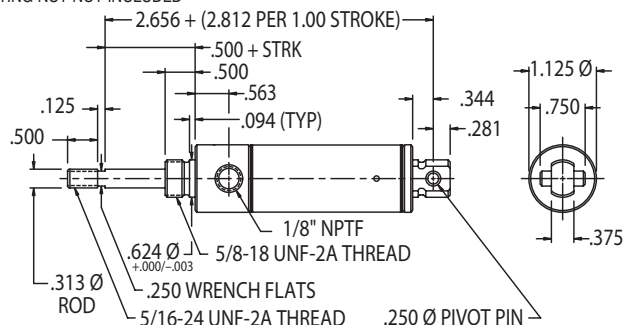


**F-1062R01-00A**

**Single Acting Spring Extend**  
**Front Nose Mount**  
 Standard Stroke Lengths:  
**1/2", 1", 1-1/2", 2", 2-1/2", 3", 4"**  
 Maximum Stroke: 6"  
 Optional Accessories:  
 • F-M117005 Mounting Bracket  
 • F-M127004 Rod Clevis  
 Base Weight: .24 lbs.  
 Plus .16 lbs. per inch of stroke

BUMPER OPTION (AVAILABLE ROD END ONLY) - ADD .125 TO OAL  
 MAGNETIC PISTON OPTION - ADD .562 TO OAL  
 BOTH BUMPER & MAGNETIC PISTON OPTIONS - ADD .687 TO OAL

MOUNTING NUT NOT INCLUDED



**F-1062R02-00A**

**Single Acting Spring Extend**  
**Rear Pivot Mount**  
 Standard Stroke Lengths:  
**1/2", 1", 1-1/2", 2", 2-1/2", 3", 4"**  
 Maximum Stroke: 6"  
 Optional Accessories:  
 • F-M117005 Mounting Bracket  
 • F-M029003 Pivot Bracket  
 • F-M127004 Rod Clevis  
 Base Weight: .22 lbs.  
 Plus .16 lbs. per inch of stroke

BUMPER OPTION (AVAILABLE ROD END ONLY) - ADD .125 TO OAL  
 MAGNETIC PISTON OPTION - ADD .562 TO OAL  
 BOTH BUMPER & MAGNETIC PISTON OPTIONS - ADD .765 TO OAL

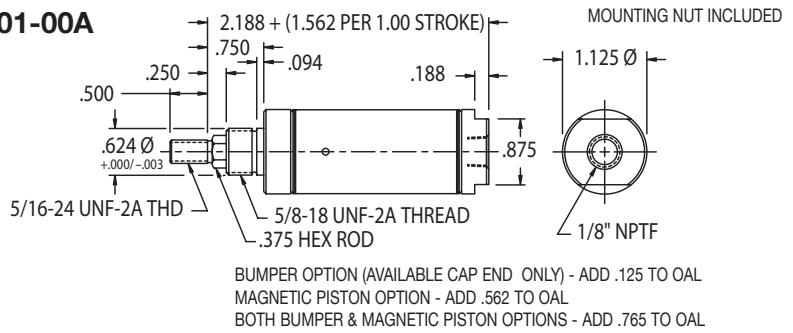
# F-Series

## 1-1/16" Bore Cylinders

# FABCO-AIR

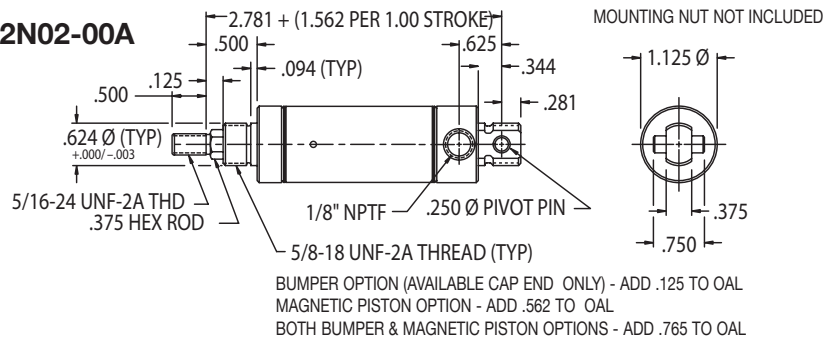
**Single Acting Spring Return**  
**Front Nose Mount Non-Rotating**  
 Standard Stroke Lengths:  
**1/2", 1", 1-1/2", 2", 2-1/2", 3", 4"**  
 Maximum Stroke: 6"  
 Optional Accessories:  
 • F-M117005 Mounting Bracket  
 • F-M127004 Rod Clevis  
 Base Weight: .25 lbs.  
 Plus .12 lbs. per inch of stroke

**F-1062N01-00A**



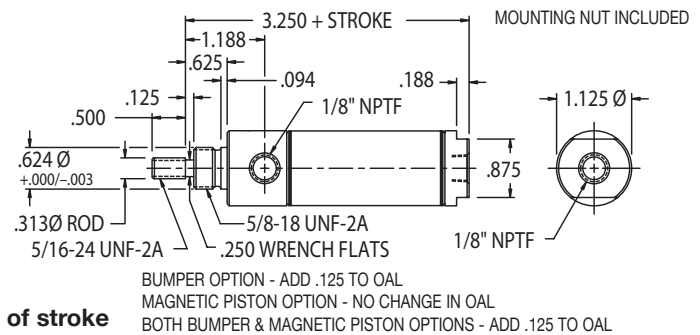
**Single Acting Spring Return**  
**Rear Pivot Mount Non-Rotating**  
 Standard Stroke Lengths:  
**1/2", 1", 1-1/2", 2", 2-1/2", 3", 4"**  
 Maximum Stroke: 6"  
 Optional Accessories:  
 • F-M117005 Mounting Bracket  
 • F-M029003 Pivot Bracket  
 • F-M127004 Rod Clevis  
 Base Weight: .25 lbs.  
 Plus .12 lbs. per inch of stroke

**F-1062N02-00A**



**Double Acting**  
**Front Nose Mount**  
 Standard Stroke Lengths:  
**1/2", 1", 1-1/2", 2", 2-1/2", 3", 4", 5", 6"**  
 Maximum Stroke: 12"  
 Optional Accessories:  
 • F-M117005 Mounting Bracket  
 • F-M127004 Rod Clevis  
 Base Weight: .33 lbs.  
 Plus .05 lbs. per inch of stroke

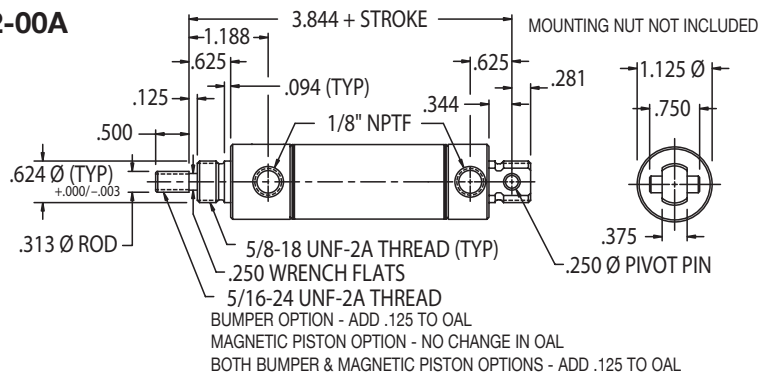
**F-1062D01-00A**



**\$20.90 Base Price**  
**Add \$1.68 per inch of stroke**

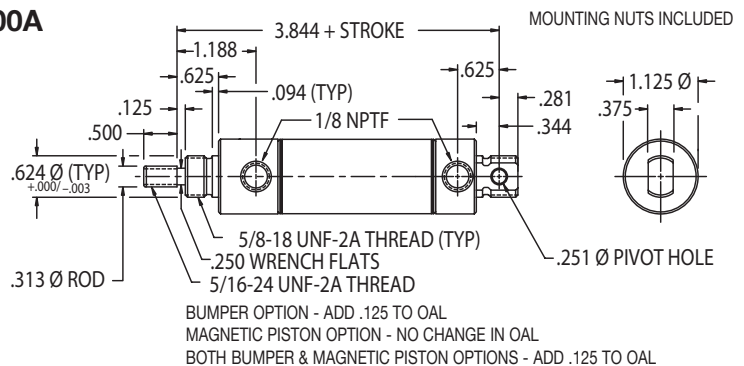
**Double Acting**  
**Rear Pivot Mount**  
 Standard Stroke Lengths:  
**1/2", 1", 1-1/2", 2", 2-1/2", 3", 4", 5", 6", 7", 8", 9", 10", 11", 12"**  
 Maximum Stroke: 32"  
 Optional Accessories:  
 • F-M117005 Mounting Bracket  
 • F-M029003 Pivot Bracket  
 • F-M127004 Rod Clevis  
 Base Weight: .33 lbs.  
 Plus .05 lbs. per inch of stroke

**F-1062D02-00A**



**Double Acting**  
**Double Nose or Rear Pivot Mount**  
 Standard Stroke Lengths:  
**1/2", 1", 1-1/2", 2", 2-1/2", 3", 4", 5", 6", 7", 8", 9", 10", 11", 12"**  
 Maximum Stroke: 32"  
 Optional Accessories:  
 • F-M117005 Mounting Bracket  
 • F-M129003 Pivot Bracket  
 • F-M127004 Rod Clevis  
 Base Weight: .33 lbs.  
 Plus .05 lbs. per inch of stroke

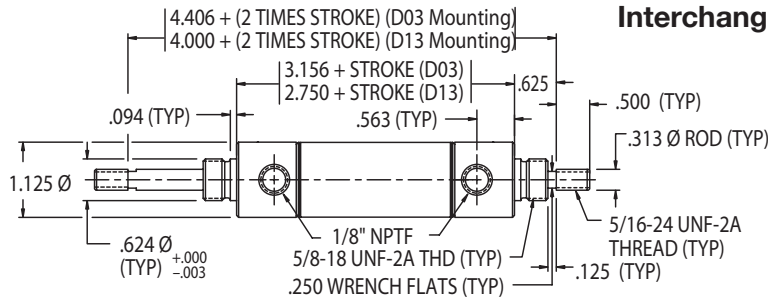
**F-1062D04-00A**



### 1-1/16" Bore Cylinders

MOUNTING NUTS INCLUDED

#### F-1062D03-00A and F-1062D13-00A Interchange Model



BUMPER OPTION - ADD .250 TO OAL  
 D03 - MAGNETIC PISTON OPTION - ADD .000 TO OAL  
 D13 - MAGNETIC PISTON OPTION - ADD .406 TO OAL  
 D03 - BOTH BUMPER & MAG. PISTON OPTIONS - ADD .250 TO OAL  
 D13 - BOTH BUMPER & MAG. PISTON OPTIONS - ADD .656 TO OAL

#### Double Acting

#### Double Rod

Standard Stroke Lengths:

1/2", 1", 1-1/2", 2", 2-1/2", 3", 4", 5", 6"

Maximum Stroke: 12"

Optional Accessories:

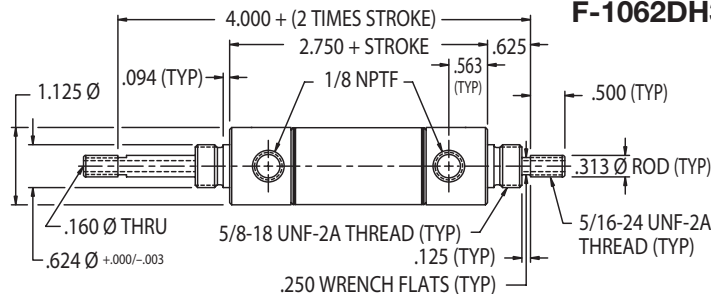
- F-M117005 Mounting Bracket
- F-M127004 Rod Clevis

Base Weight: .48 lbs.

Plus .07 lbs. per inch of stroke

MOUNTING NUTS INCLUDED

#### F-1062DH3-00A



BUMPER OPTION - ADD .250 TO OAL  
 MAGNETIC PISTON OPTION - ADD .406 TO OAL  
 BOTH BUMPER & MAGNETIC PISTON OPTIONS - ADD .656 TO OAL

#### Double Acting

#### Hollow Double Rod

Standard Stroke Lengths:

1/2", 1", 1-1/2", 2", 2-1/2", 3", 4", 5", 6"

Maximum Stroke: 12"

Optional Accessories:

- F-M117005 Mounting Bracket

Base Weight: .47 lbs.

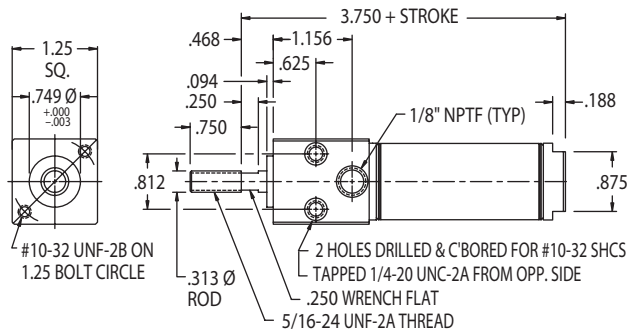
Plus .07 lbs. per inch of stroke

BUMPER OPTION - ADD .125 TO OAL

MAGNETIC PISTON OPTION - NO CHANGE IN OAL

BOTH BUMPER & MAGNETIC PISTON OPTIONS - ADD .125 TO OAL

#### F-1062D05-00A



BUMPER OPTION - ADD .125 TO OAL  
 MAGNETIC PISTON OPTION - NO CHANGE IN OAL  
 BOTH BUMPER & MAGNETIC PISTON OPTIONS - ADD .125 TO OAL

#### Double Acting

#### Front Block Mount

Standard Stroke Lengths:

1/2", 1", 1-1/2", 2", 2-1/2", 3", 4", 5", 6"

Maximum Stroke: 12"

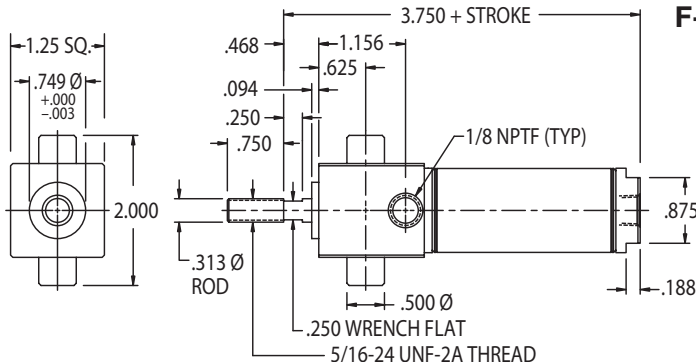
Optional Accessories:

- F-M127004 Rod Clevis

Base Weight: .49 lbs.

Plus .05 lbs. per inch of stroke

#### F-1062D06-00A



BUMPER OPTION - ADD .125 TO OAL  
 MAGNETIC PISTON OPTION - NO CHANGE IN OAL  
 BOTH BUMPER & MAGNETIC PISTON OPTIONS - ADD .125 TO OAL

9-20-18

Please visit <http://portal.fabco-air.com/configure.php> for current pricing.  
 Specifications and prices subject to change without notice or incurring obligation

#### Double Acting

#### Trunnion Mount

Standard Stroke Lengths:

1/2", 1", 1-1/2", 2", 2-1/2", 3", 4", 5", 6"

Maximum Stroke: 12"

Optional Accessories:

- F-M117005 Mounting Bracket
- F-M127004 Rod Clevis

Base Weight: .49 lbs.

Plus .05 lbs. per inch of stroke

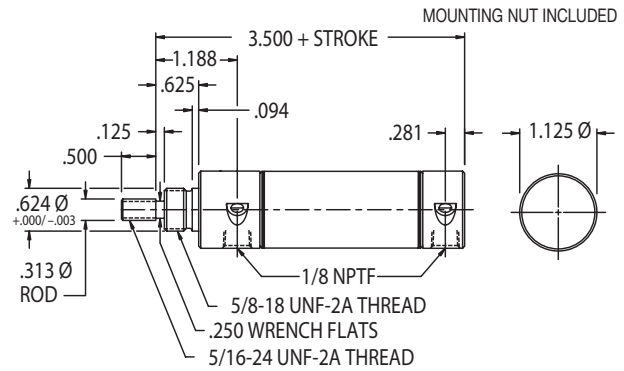
# F-Series

## 1-1/16" Bore Cylinders

### Double Acting Front Nose Mount with Adjustable Cushions **F-1062DG1-00A**

Standard Stroke Lengths:  
**1/2", 1", 1-1/2", 2", 2-1/2", 3", 4", 5", 6"**  
 Maximum Stroke: 12"  
 Optional Accessories:  
 • F-M117005 Mounting Bracket  
 • F-M127004 Rod Clevis  
 Base Weight: .38 lbs.  
 Plus .04 lbs. per inch of stroke

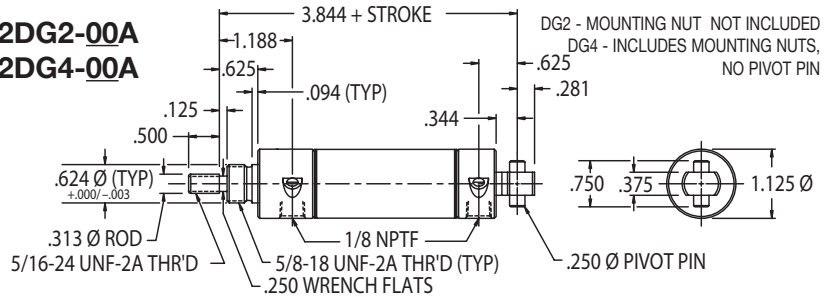
# FABCO-AIR



MAGNETIC PISTON - NO CHANGE IN OAL

### Double Acting Rear Pivot Mount with Adjustable Cushions **F-1062DG2-00A** **F-1062DG4-00A**

Standard Stroke Lengths:  
**1/2", 1", 1-1/2", 2", 2-1/2", 3", 4", 5", 6", 7", 8", 9", 10", 11", 12"**  
 Maximum Stroke: 32"  
 Optional Accessories:  
 • F-M117005 Mounting Bracket  
 • F-M029003 Pivot Bracket  
 • F-M127004 Rod Clevis  
 Base Weight: .44 lbs.  
 Plus .04 lbs. per inch of stroke



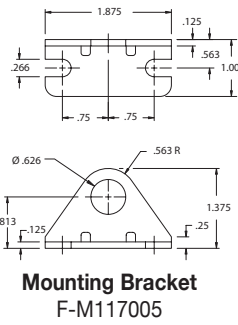
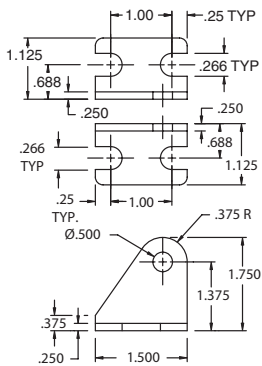
DG2 - MAGNETIC PISTON OPTION - NO CHANGE IN OAL  
 DG4 - MAGNETIC PISTON OPTION - NO CHANGE IN OAL

## 1-1/16" Bore Cylinder Specifications – Options & Accessories

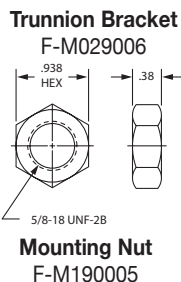
- -10° to +165°F
- Piston Rod: Hex - Ground 303 Stainless Steel  
 Round - Ground and Polished, 303 Stainless Steel
- Bronze rod guide bushing is standard.
- Approximate force exerted = (0.9) x (air line pressure).
- Spring force: 3 lbs. relaxed, 6 lbs. compressed.
- Mounting nuts are standard on all nose mount cylinders.
- Bumpers are optional on all 1-1/16" bore cylinders (except in combination with Viton® option).
- Magnetic piston optional on all 1-1/16" bore cylinders (except in combination with Viton® option).

### OPTION

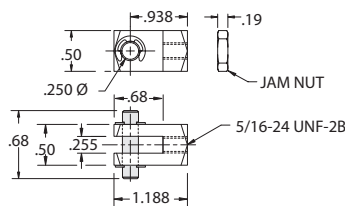
- Viton® Seals: Not available with bumpers or magnetic piston  
 Spring Return (-15° F to 300° F)  
 N01 & N02 Spring Return (-15° F to 300° F)  
 Double Acting (-15°F to 350°F)  
 D05 - Double Acting (-15°F to 350°F)  
 Spring Extend (-15° F to 300° F)  
 Double Rod (-15°F to 350°F)
- Ports Rotated - 90°  
 on S02, R02, N02, D02 (both), or D04 (both)
- Rod Wiper - Not available in spring return
- Side Port - Cap end port on S01, N01, D01, D05, or D06  
 Add .25 to OAL
- Low Temperature Seals (Applications to -40° F)
- Rod Extension
- Rod Thread Extension



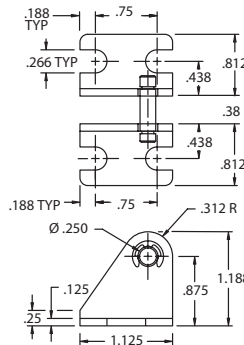
**Mounting Bracket**  
**F-M117005**



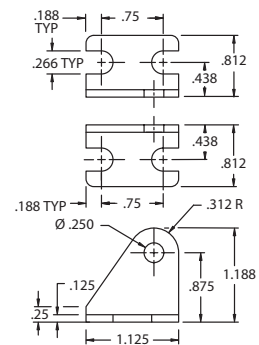
**Mounting Nut**  
**F-M190005**



**Rod Clevis**  
**F-M127004**



**Pivot Bracket**  
**F-M129003**

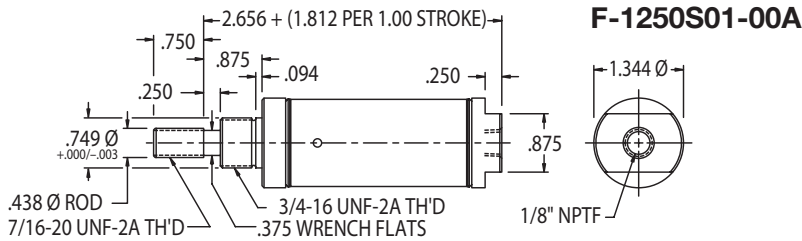


**Pivot Bracket**  
**F-M029003**



### 1-1/4" Bore Cylinders

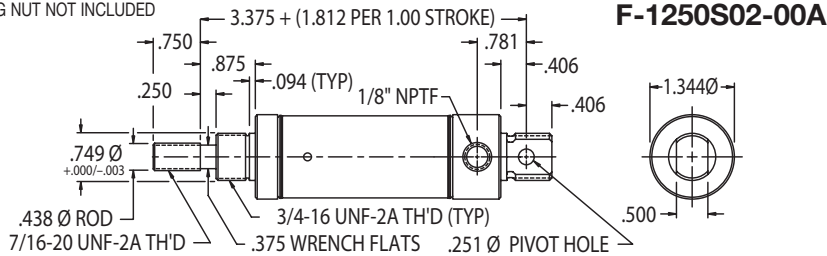
MOUNTING NUT INCLUDED



BUMPER AVAILABLE CAP END ONLY - NO CHANGE IN OAL  
 MAGNETIC PISTON OPTION - ADD .531 TO OAL  
 BOTH BUMPER & MAGNETIC PISTON OPTIONS - ADD .734 TO OAL

**F-1250S01-00A**  
**Single Acting Spring Return**  
**Front Nose Mount**  
 Standard Stroke Lengths:  
**1/2", 1", 1-1/2", 2", 2-1/2", 3", 4"**  
 Maximum Stroke: 6"  
 Optional Accessories:  
 • F-M117007 Mounting Bracket  
 • F-M127005 Rod Clevis  
 Base Weight: .39 lbs.  
 Plus .21 lbs. per inch of stroke

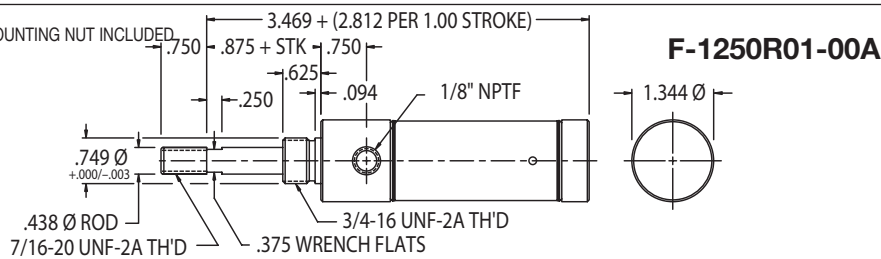
MOUNTING NUT NOT INCLUDED



BUMPER AVAILABLE CAP END ONLY - NO CHANGE IN OAL  
 MAGNETIC PISTON OPTION - ADD .531 TO OAL  
 BOTH BUMPER & MAGNETIC PISTON OPTIONS - ADD .734 TO OAL

**F-1250S02-00A**  
**Single Acting Spring Return**  
**Double Nose or Rear Pivot Mount**  
 Standard Stroke Lengths:  
**1/2", 1", 1-1/2", 2", 2-1/2", 3", 4"**  
 Maximum Stroke: 6"  
 Optional Accessories:  
 • F-M117007 Mounting Bracket  
 • F-M229003 Pivot Bracket  
 • F-M127005 Rod Clevis  
 Base Weight: .53 lbs.  
 Plus .21 lbs. per inch of stroke

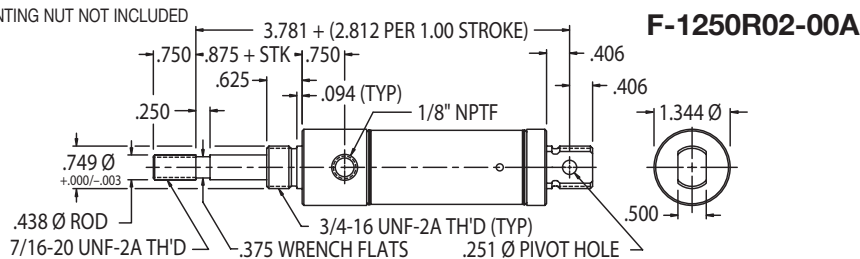
MOUNTING NUT INCLUDED



BUMPER AVAILABLE ROD END ONLY - NO CHANGE IN OAL  
 MAGNETIC PISTON OPTION - ADD .531 TO OAL  
 BOTH BUMPER & MAGNETIC PISTON OPTIONS - ADD .734 TO OAL

**F-1250R01-00A**  
**Single Acting Spring Extend**  
**Front Nose Mount**  
 Standard Stroke Lengths:  
**1/2", 1", 1-1/2", 2", 2-1/2", 3", 4"**  
 Maximum Stroke: 6"  
 Optional Accessories:  
 • F-M117007 Mounting Bracket  
 • F-M127005 Rod Clevis  
 Base Weight: .50 lbs.  
 Plus .21 lbs. per inch of stroke

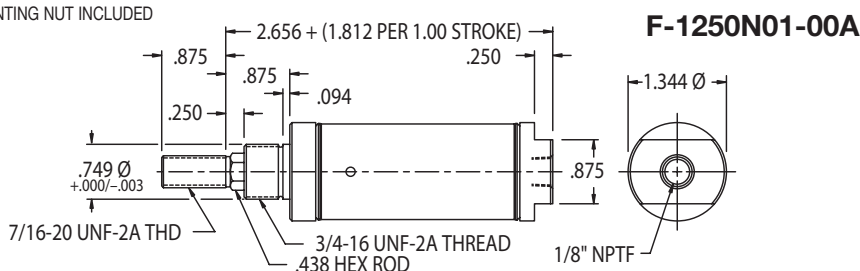
MOUNTING NUT NOT INCLUDED



BUMPER AVAILABLE ROD END ONLY - NO CHANGE IN OAL  
 MAGNETIC PISTON OPTION - ADD .531 TO OAL  
 BOTH BUMPER & MAGNETIC PISTON OPTIONS - ADD .734 TO OAL

**F-1250R02-00A**  
**Single Acting Spring Extend**  
**Double Nose or Rear Pivot Mount**  
 Standard Stroke Lengths:  
**1/2", 1", 1-1/2", 2", 2-1/2", 3", 4"**  
 Maximum Stroke: 6"  
 Optional Accessories:  
 • F-M117007 Mounting Bracket  
 • F-M229003 Pivot Bracket  
 • F-M127005 Rod Clevis  
 Base Weight: .57 lbs.  
 Plus .21 lbs. per inch of stroke

MOUNTING NUT INCLUDED



BUMPER AVAILABLE CAP END ONLY - NO CHANGE IN OAL  
 MAGNETIC PISTON OPTION - ADD .531 TO OAL  
 BOTH BUMPER & MAGNETIC PISTON OPTIONS - ADD .734 TO OAL

**F-1250N01-00A**  
**Single Acting Spring Return**  
**Front Nose Mount Non-Rotating**  
 Standard Stroke Lengths:  
**1/2", 1", 1-1/2", 2", 2-1/2", 3", 4"**  
 Maximum Stroke: 6"  
 Optional Accessories:  
 • F-M117007 Mounting Bracket  
 • F-M127005 Rod Clevis  
 Base Weight: .41 lbs.  
 Plus .20 lbs. per inch of stroke

# F-Series

## 1-1/4" Bore Cylinders

**Single Acting** Spring Return  
Rear Pivot Mount

### Non-Rotating

Standard Stroke Lengths:

**1/2", 1", 1-1/2", 2", 2-1/2", 3", 4"**

Maximum Stroke: 6"

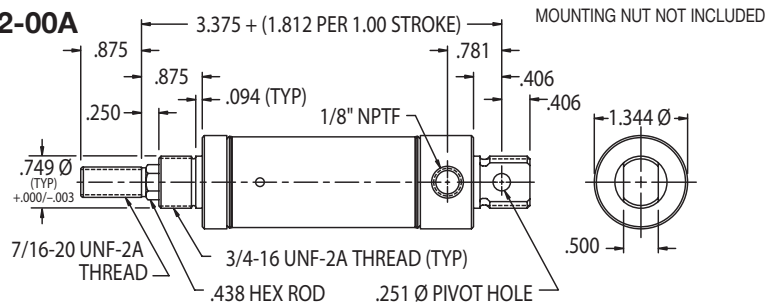
Optional Accessories:

- F-M117007 Mounting Bracket
- F-M229003 Pivot Bracket
- F-M127005 Rod Clevis

Base Weight: .41 lbs.

Plus .20 lbs. per inch of stroke

### F-1250N02-00A



BUMPER OPTION (AVAILABLE CAP END ONLY) - NO CHANGE IN OAL.. \$4.27  
MAGNETIC PISTON OPTION - ADD .531 TO OAL..... \$26.59  
BOTH BUMPER & MAGNETIC PISTON OPTIONS - ADD .734 TO OAL

### Double Acting

Front Nose Mount

Standard Stroke Lengths:

**1/2", 1", 1-1/2", 2", 2-1/2", 3", 4", 5", 6", 7", 8", 9", 10", 11", 12"**

Maximum Stroke: 12"

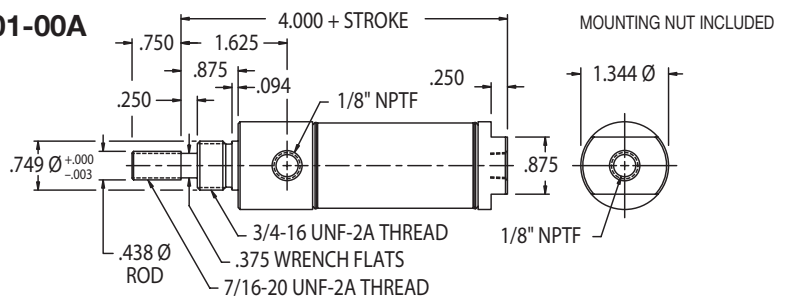
Optional Accessories:

- F-M117007 Mounting Bracket
- F-M127005 Rod Clevis

Base Weight: .58 lbs.

Plus .08 lbs. per inch of stroke

### F-1250D01-00A



BUMPER OPTION - NO CHANGE IN OAL  
MAGNETIC PISTON OPTION - NO CHANGE IN OAL  
BOTH BUMPER & MAGNETIC PISTON OPTIONS - ADD .125 TO OAL

### Double Acting

Double Nose or Rear Pivot Mount

Standard Stroke Lengths:

**1/2", 1", 1-1/2", 2", 2-1/2", 3", 4", 5", 6", 7", 8", 9", 10", 11", 12"**

Maximum Stroke: 32"

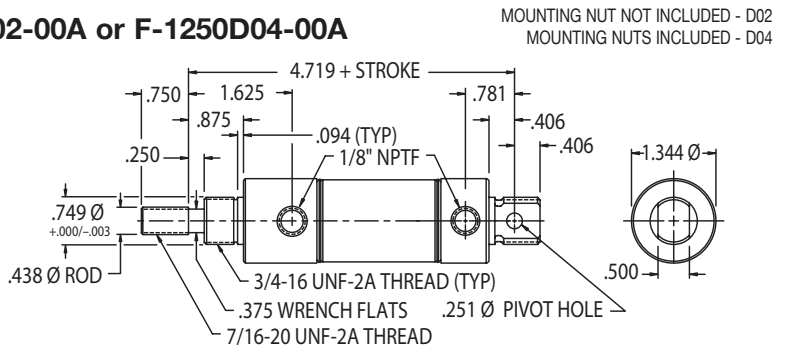
Optional Accessories:

- F-M117007 Mounting Bracket
- F-M229003 Pivot Bracket
- F-M127005 Rod Clevis

Base Weight: .71 lbs.

Plus .08 lbs. per inch of stroke

### F-1250D02-00A or F-1250D04-00A



BUMPER OPTION - NO CHANGE IN OAL  
MAGNETIC PISTON OPTION - NO CHANGE IN OAL  
BOTH BUMPER & MAGNETIC PISTON OPTIONS - ADD .125 TO OAL

### Double Acting

Double Rod

Standard Stroke Lengths:

**1/2", 1", 1-1/2", 2", 2-1/2", 3", 4", 5", 6"**

Maximum Stroke: 12"

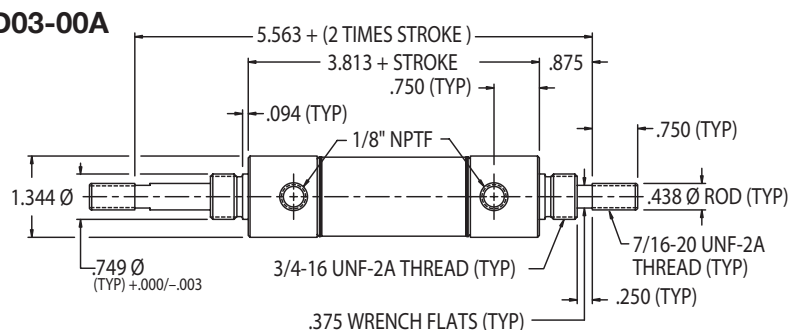
Optional Accessories:

- F-M117007 Mounting Bracket
- F-M127005 Rod Clevis

Base Weight: .98 lbs.

Plus .12 lbs. per inch of stroke

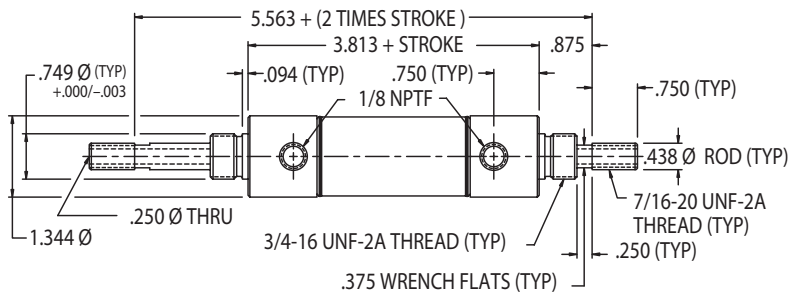
### F-1250D03-00A



BUMPER OPTION - ADD .250 TO OAL  
MAGNETIC PISTON OPTION - NO CHANGE IN OAL  
BOTH BUMPER & MAGNETIC PISTON OPTIONS - ADD .250 TO OAL

MOUNTING NUT INCLUDED

F-1250DH3-00A



**Double Acting**

**Hollow Double Rod**

Standard Stroke Lengths:

**1/2", 1", 1-1/2", 2", 2-1/2", 3", 4", 5", 6"**

Maximum Stroke: 12"

Optional Accessories:

• F-M117007 Mounting Bracket

Base Weight: .97 lbs.

Plus .12 lbs. per inch of stroke

BUMPER OPTION - ADD .250 TO OAL

MAGNETIC PISTON OPTION - NO CHANGE IN OAL

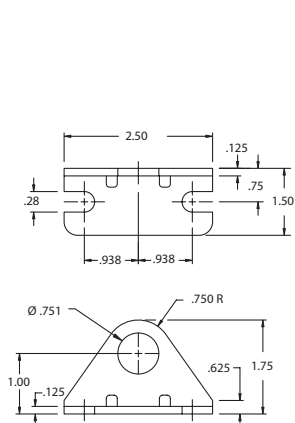
BOTH BUMPER & MAGNETIC PISTON OPTIONS - ADD .250 TO OAL

## 1-1/4" Bore Cylinder Specifications – Options & Accessories

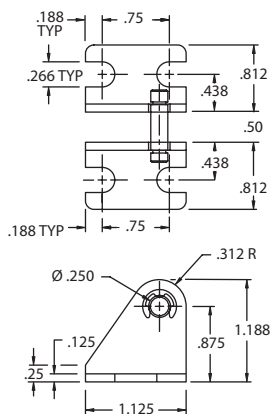
- -10° to +165°F
- Piston Rod:  
Round – Ground and Polished, 303 Stainless Steel.  
Hex – Ground 303 Stainless Steel.
- Bronze rod guide bushing is standard.
- Approximate force exerted = (1.2) x (air line pressure).
- Spring force: 7.5 lbs. relaxed, 15 lbs. compressed.
- Mounting nuts are standard on all nose mount cylinders.
- Bumpers are optional on all 1-1/4" bore cylinders (except in combination with Viton® option).
- Magnetic piston optional on all 1-1/4" bore cylinders (except in combination with Viton® option).

### OPTION

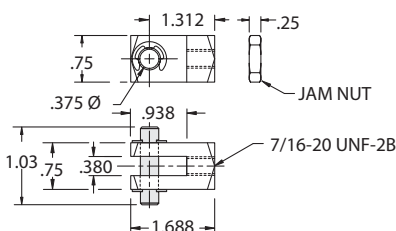
- Viton® Seals – Not available with Bumpers or Magnetic Piston
- S01 – Spring Return (-15°F to 300°F)
- S02 – Spring Return (-15°F to 300°F)
- N01 & N02 – Spring Return (-15°F to 300°F)  
Double Acting (-15°F to 350°F)
- R01 – Spring Extend (-15°F to 300°F)
- R02 – Spring Extend (-15°F to 300°F)  
Double Rod (-15°F to 350°F)
- Ports Rotated – 90°  
on S02, R02, N02, or D02 (both)
- Rod Wiper – Not available in spring return models
- Side Port - Cap end port on S01, N01, or D01  
Add .31 to OAL
- Low Temperature Seals – Applications to -40° F
- Rod Extension -
- Rod Thread Extension



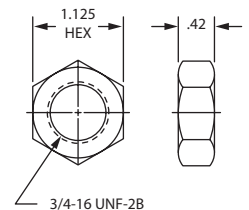
**Mounting Bracket**  
F-M117007



**Pivot Bracket**  
F-M229003



**Rod Clevis**  
F-M127005



**Mounting Nut**  
F-M190006

# F-Series

## 1-1/2" Bore Cylinders

# FABCO-AIR

### Single Acting Spring Return

#### Front Nose Mount

Standard Stroke Lengths:

1/2", 1", 1-1/2", 2", 2-1/2", 3", 4"

Maximum Stroke: 6"

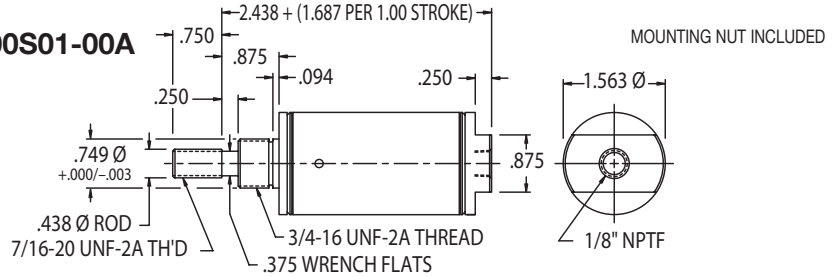
Optional Accessories:

- F-M117007 Mounting Bracket
- F-M127005 Rod Clevis

Base Weight: .44 lbs.

Plus .22 lbs. per inch of stroke

### F-1500S01-00A



MOUNTING NUT INCLUDED  
BUMPER AVAILABLE CAP END ONLY - NO CHANGE IN OAL  
MAGNETIC PISTON OPTION - ADD .438 TO OAL  
BOTH BUMPER & MAGNETIC PISTON OPTIONS - ADD .765 TO OAL

### Single Acting Spring Return

#### Rear Pivot Mount

Standard Stroke Lengths:

1/2", 1", 1-1/2", 2", 2-1/2", 3", 4"

Maximum Stroke: 6"

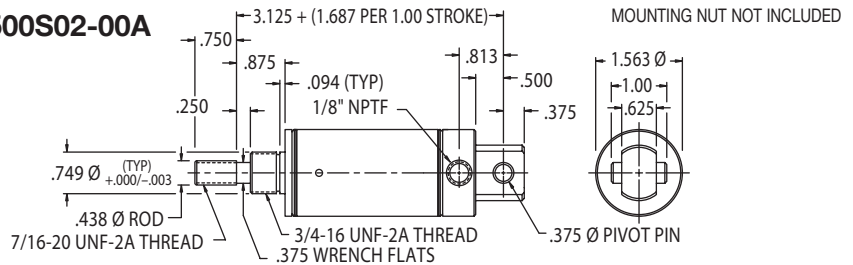
Optional Accessories:

- F-M117007 Mounting Bracket
- F-M029004 Pivot Bracket
- F-M127005 Rod Clevis

Base Weight: .45 lbs.

Plus .22 lbs. per inch of stroke

### F-1500S02-00A



MOUNTING NUT NOT INCLUDED  
BUMPER AVAILABLE CAP END ONLY - NO CHANGE IN OAL  
MAGNETIC PISTON OPTION - ADD .438 TO OAL  
BOTH BUMPER & MAGNETIC PISTON OPTIONS - ADD .765 TO OAL

### Single Acting Spring Extend

#### Front Nose Mount

Standard Stroke Lengths:

1/2", 1", 1-1/2", 2", 2-1/2", 3", 4"

Maximum Stroke: 6"

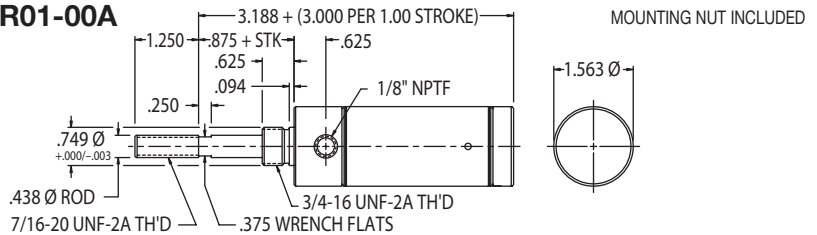
Optional Accessories:

- F-M117007 Mounting Bracket
- F-M127005 Rod Clevis

Base Weight: .44 lbs.

Plus .22 lbs. per inch of stroke

### F-1500R01-00A



MOUNTING NUT INCLUDED  
BUMPER AVAILABLE ROD END ONLY - NO CHANGE IN OAL  
MAGNETIC PISTON OPTION - ADD .500 TO OAL  
BOTH BUMPER & MAGNETIC PISTON OPTIONS - ADD .827 TO OAL

### Single Acting Spring Extend

#### Rear Pivot Mount

Standard Stroke Lengths:

1/2", 1", 1-1/2", 2", 2-1/2", 3", 4"

Maximum Stroke: 6"

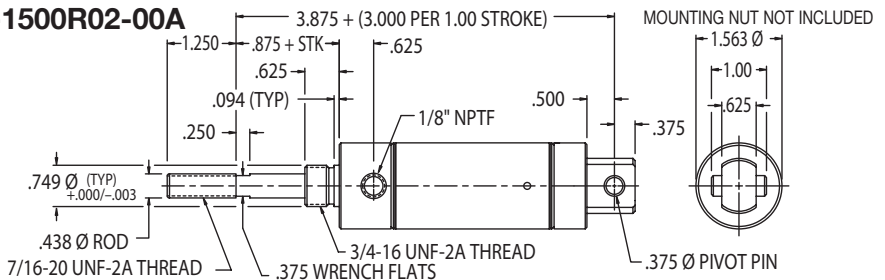
Optional Accessories:

- F-M117007 Mounting Bracket
- F-M029004 Pivot Bracket
- F-M127005 Rod Clevis

Base Weight: .45 lbs.

Plus .22 lbs. per inch of stroke

### F-1500R02-00A



MOUNTING NUT NOT INCLUDED  
BUMPER AVAILABLE ROD END ONLY - NO CHANGE IN OAL  
MAGNETIC PISTON OPTION - ADD .438 TO OAL  
BOTH BUMPER & MAGNETIC PISTON OPTIONS - ADD .765 TO OAL

### Single Acting Spring Return

#### Front Nose Mount

#### Non-Rotating

Standard Stroke Lengths:

1/2", 1", 1-1/2", 2", 2-1/2", 3", 4"

Maximum Stroke: 6"

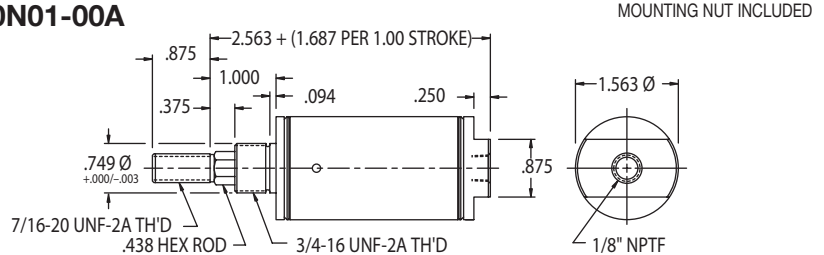
Optional Accessories:

- F-M117007 Mounting Bracket
- F-M127005 Rod Clevis

Base Weight: .45 lbs.

Plus .22 lbs. per inch of stroke

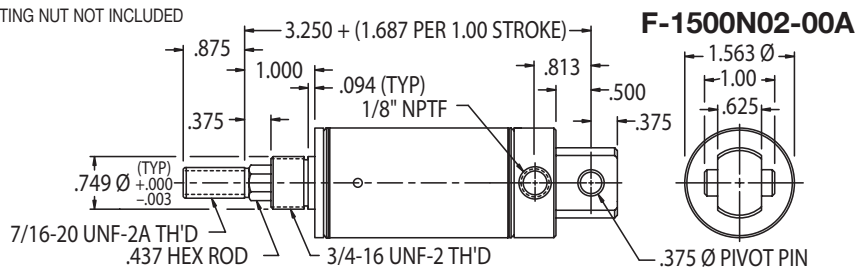
### F-1500N01-00A



MOUNTING NUT INCLUDED  
BUMPER AVAILABLE CAP END ONLY - NO CHANGE IN OAL  
MAGNETIC PISTON OPTION - ADD .438 TO OAL  
BOTH BUMPER & MAGNETIC PISTON OPTIONS - ADD .750 TO OAL

### 1-1/2" Bore Cylinders

MOUNTING NUT NOT INCLUDED



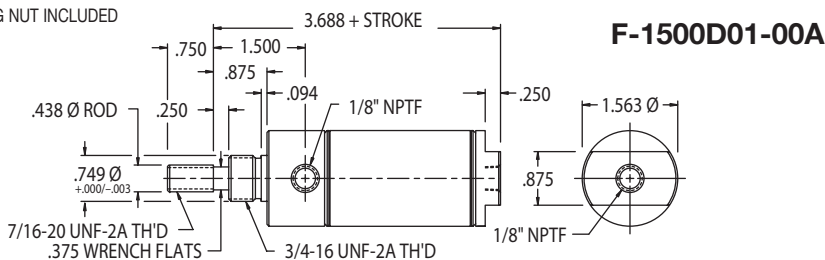
BUMPER AVAILABLE CAP END ONLY - NO CHANGE IN OAL  
 MAGNETIC PISTON OPTION - ADD .438 TO OAL  
 BOTH BUMPER & MAGNETIC PISTON OPTIONS - ADD .765 TO OAL

#### Single Acting Spring Return Rear Pivot Mount Non-Rotating

Standard Stroke Lengths:  
**1/2", 1", 1-1/2", 2", 2-1/2", 3", 4"**  
 Maximum Stroke: 6"

Optional Accessories:  
 • F-M117007 Mounting Bracket  
 • F-M029004 Pivot Bracket  
 • F-M127005 Rod Clevis  
 Base Weight: .46 lbs.  
 Plus .22 lbs. per inch of stroke

MOUNTING NUT INCLUDED



BUMPER OPTION - ADD .125 TO OAL  
 MAGNETIC PISTON OPTION - NO CHANGE IN OAL  
 BOTH BUMPER & MAGNETIC PISTON OPTIONS - ADD .250 TO OAL

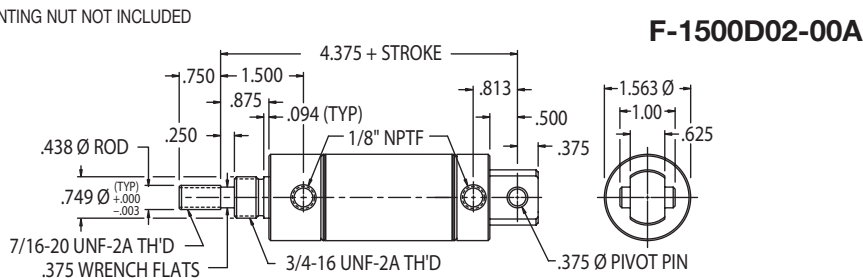
#### Double Acting

##### Front Nose Mount

Standard Stroke Lengths:  
**1/2", 1", 1-1/2", 2", 2-1/2", 3", 4", 5", 6", 7", 8", 9", 10", 11", 12"**  
 Maximum Stroke: 12"

Optional Accessories:  
 • F-M117007 Mounting Bracket  
 • F-M127005 Rod Clevis  
 Base Weight: .69 lbs.  
 Plus .08 lbs. per inch of stroke

MOUNTING NUT NOT INCLUDED



BUMPER OPTION - ADD .125 TO OAL  
 MAGNETIC PISTON OPTION - NO CHANGE IN OAL  
 BOTH BUMPER & MAGNETIC PISTON OPTIONS - ADD .250 TO OAL

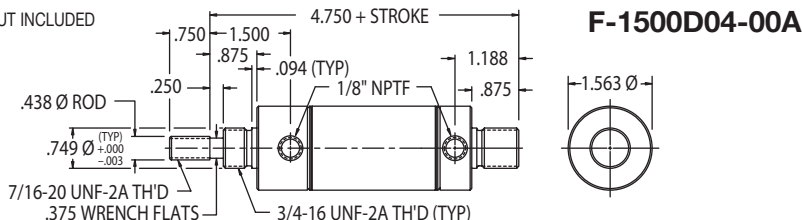
#### Double Acting

##### Rear Pivot Mount

Standard Stroke Lengths:  
**1/2", 1", 1-1/2", 2", 2-1/2", 3", 4", 5", 6", 7", 8", 9", 10", 11", 12"**  
 Maximum Stroke: 32"

Optional Accessories:  
 • F-M117007 Mounting Bracket  
 • F-M029004 Pivot Bracket  
 • F-M127005 Rod Clevis  
 Base Weight: .73 lbs.  
 Plus .08 lbs. per inch of stroke

MOUNTING NUT INCLUDED



BUMPER OPTION - ADD .125 TO OAL  
 MAGNETIC PISTON OPTION - NO CHANGE IN OAL  
 BOTH BUMPER & MAGNETIC PISTON OPTIONS - ADD .250 TO OAL

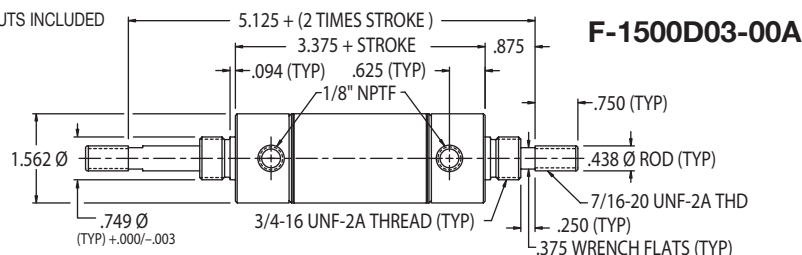
#### Double Acting

##### Double Nose Mount

Standard Stroke Lengths:  
**1/2", 1", 1-1/2", 2", 2-1/2", 3", 4", 5", 6", 7", 8", 9", 10", 11", 12"**  
 Maximum Stroke: 32"

Optional Accessories:  
 • F-M117007 Mounting Bracket  
 • F-M127005 Rod Clevis  
 Base Weight: .82 lbs.  
 Plus .08 lbs. per inch of stroke

MOUNTING NUTS INCLUDED



BUMPER OPTION - ADD .250 TO OAL  
 MAGNETIC PISTON OPTION - NO CHANGE IN OAL  
 BOTH BUMPER & MAGNETIC PISTON OPTIONS - ADD .250 TO OAL

#### Double Acting

##### Double Rod

Standard Stroke Lengths:  
**1/2", 1", 1-1/2", 2", 2-1/2", 3", 4", 5", 6"**  
 Maximum Stroke: 12"

Optional Accessories:  
 • F-M117007 Mounting Bracket  
 • F-M127005 Rod Clevis  
 Base Weight: 1.17 lbs.  
 Plus .13 lbs. per inch of stroke

# F-Series

## 1-1/2" Bore Cylinders

### Double Acting

Hollow Double Rod

Standard Stroke Lengths:

1/2", 1", 1-1/2", 2", 2-1/2", 3", 4", 5", 6"

Maximum Stroke: 12"

Optional Accessories:

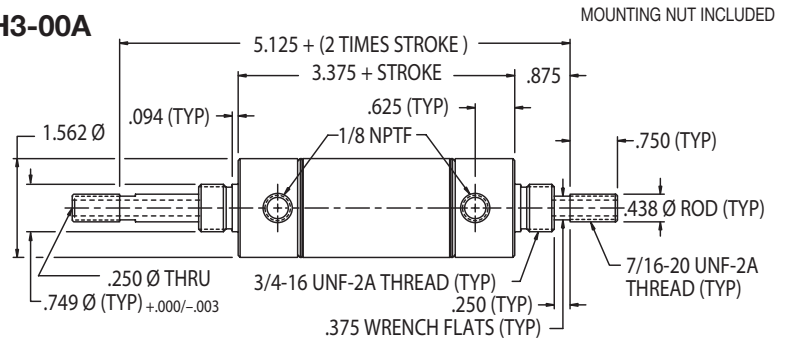
- F-M117007 Mounting Bracket

Base Weight: 1.16 lbs.

Plus .13 lbs. per inch of stroke

# FABCO-AIR

### F-1500DH3-00A



BUMPER OPTION - ADD .250 TO OAL  
 MAGNETIC PISTON OPTION - NO CHANGE IN OAL  
 BOTH BUMPER & MAGNETIC PISTON OPTIONS - ADD .250 TO OAL

### Double Acting

Front Block Mount

Standard Stroke Lengths:

1/2", 1", 1-1/2", 2", 2-1/2", 3", 4", 5", 6"

Maximum Stroke: 12"

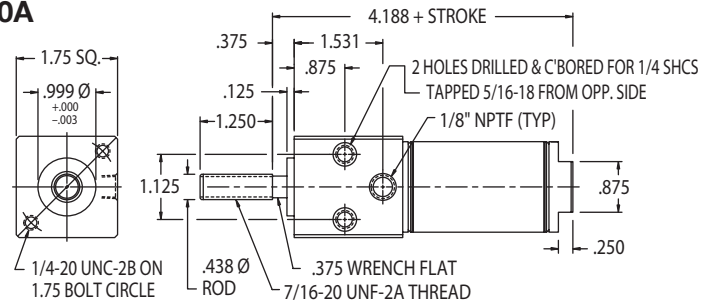
Optional Accessories:

- F-M127005 Rod Clevis

Base Weight: .99 lbs.

Plus .08 lbs. per inch of stroke

### F-1500D05-00A



BUMPER OPTION - ADD .125 TO OAL  
 MAGNETIC PISTON OPTION - NO CHANGE IN OAL  
 BOTH BUMPER & MAGNETIC PISTON OPTIONS - ADD .250 TO OAL

### Double Acting

Trunnion Mount

Standard Stroke Lengths:

1/2", 1", 1-1/2", 2", 2-1/2", 3", 4", 5", 6"

Maximum Stroke: 12"

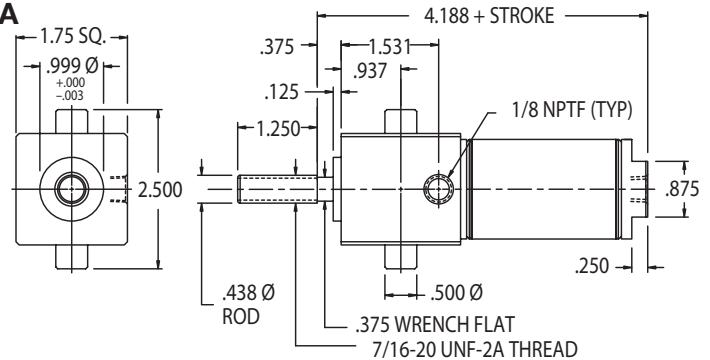
Optional Accessories:

- F-M029006 Trunnion Bracket
- F-M127005 Rod Clevis

Base Weight: 1.06 lbs.

Plus .08 lbs. per inch of stroke

### F-1500D06-00A



BUMPER OPTION - ADD .125 TO OAL  
 MAGNETIC PISTON OPTION - NO CHANGE IN OAL  
 BOTH BUMPER & MAGNETIC PISTON OPTIONS - ADD .250 TO OAL

### Double Acting Front Nose Mount F-1500DG1-00A

with Adjustable Cushions

Standard Stroke Lengths:

1/2", 1", 1-1/2", 2", 2-1/2", 3", 4",

5", 6", 7", 8", 9", 10", 11", 12"

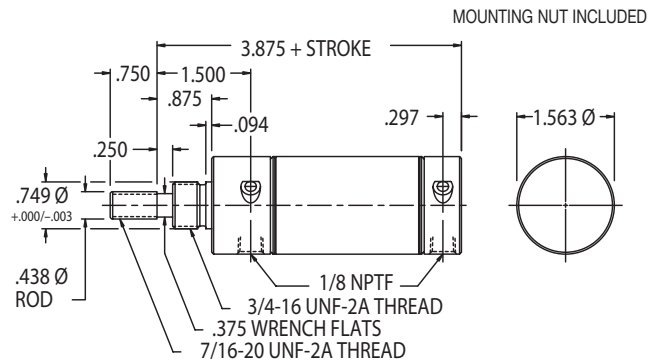
Maximum Stroke: 12"

Optional Accessories:

- F-M117007 Mounting Bracket
- F-M127005 Rod Clevis

Base Weight: .76 lbs.

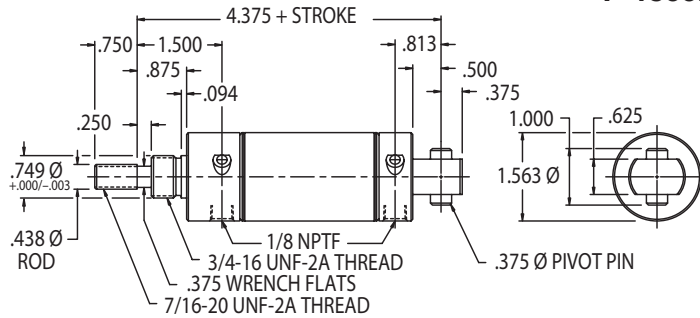
Plus .09 lbs. per inch of stroke



MAGNETIC PISTON OPTION - NO CHANGE IN OAL

MOUNTING NUT NOT INCLUDED

F-1500DG2-00A



**Double Acting**  
**Rear Pivot Mount**  
**with Adjustable Cushions**  
 Standard Stroke Lengths:  
**1/2", 1", 1-1/2", 2", 2-1/2", 3", 4",**  
 5", 6", 7", 8", 9", 10", 11", 12"  
 Maximum Stroke: 32"  
 Optional Accessories:  
 • F-M117007 Mounting Bracket  
 • F-M029004 Pivot Bracket  
 • F-M127005 Rod Clevis  
 Base Weight: .77 lbs.  
 Plus .09 lbs. per inch of stroke

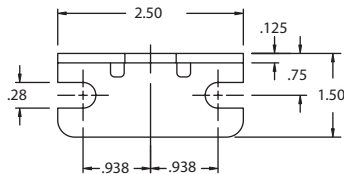
MAGNETIC PISTON OPTION - NO CHANGE IN OAL

## 1-1/2" Bore Cylinder Specifications – Options & Accessories

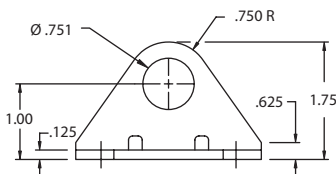
- -10° to +165° F
- Piston Rod: Hex – Ground 303 Stainless Steel.  
Round – Ground and Polished, 303 Stainless Steel.
- Bronze rod guide bushing is standard.
- Approximate force exerted = (1.7) x (air line pressure).
- Spring force: 7 lbs. relaxed, 14 lbs. compressed.
- Mounting nuts are standard on all nose mount cylinders.
- Bumpers are optional on all 1-1/2" bore cylinders (except in combination with Viton® option).
- Magnetic piston optional on all 1-1/2" bore cylinders (except in combination with Viton® option).

### OPTION

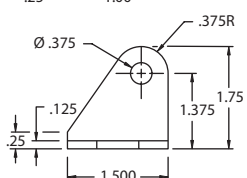
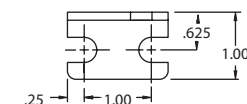
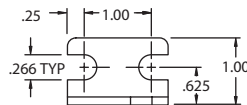
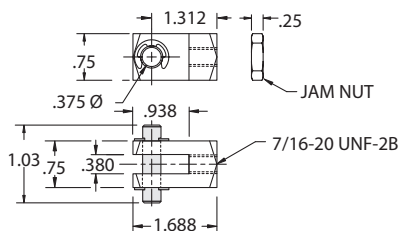
- Viton® Seals – Not available with bumpers or magnetic piston  
 S01 & N01 – Spring Return (-15° F to 300° F)  
 S02 – Spring Return (-15° F to 300° F)  
 N02 – Spring Return (-15° F to 300° F)  
 Double Acting (-15° F to 350° F)  
 D06 – Double Acting (-15° F to 350° F)  
 R01 – Spring Extend (-15° F to 300° F)  
 R02 – Spring Extend (-15° F to 300° F)  
 Double Rod (-15° F to 350° F)
- Ports Rotated – 90° on S02, R02, N02, or D02 (both)
- Rod Wiper – Not available in spring return models
- Side Port – Cap end port on S01, N01, D01, D05, or D06 (Add .19 to OAL)
- Low Temperature Seals – Applications to -40° F
- Rod Extension
- Rod Thread Extension



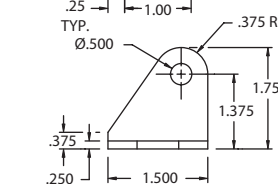
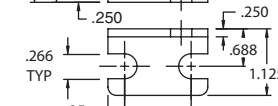
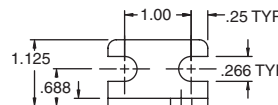
**Mounting Bracket**  
F-M117007



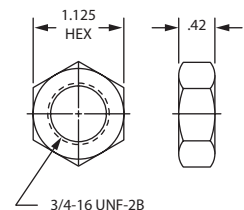
**Rod Clevis**  
F-M127005



**Pivot Bracket**  
F-M029004



**Trunnion Bracket**  
F-M029006



**Mounting Nut**  
F-M190006

# F-Series

## 1-3/4" Bore Cylinders

# FABCO-AIR

MOUNTING NUT INCLUDED

### Single Acting Spring Return

#### Front Nose Mount

Standard Stroke Lengths:

1/2", 1", 1-1/2", 2", 2-1/2", 3", 4"

Maximum Stroke: 6"

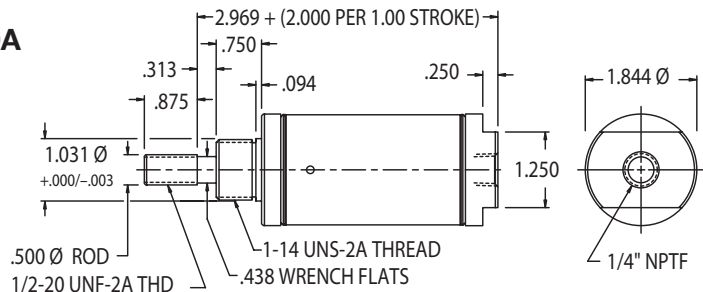
Optional Accessories:

- F-M117008 Mounting Bracket
- F-M127006 Rod Clevis

Base Weight: .85 lbs.

Plus .36 lbs. per inch of stroke

### F-1750S01-00A



BUMPER AVAILABLE CAP END ONLY - NO CHANGE IN OAL

MAGNETIC PISTON OPTION - ADD .656 TO OAL

BOTH BUMPER & MAGNETIC PISTON OPTIONS - ADD .735 TO OAL

### Single Acting Spring Return

#### Double Nose or Rear Pivot Mount

Standard Stroke Lengths:

1/2", 1", 1-1/2", 2", 2-1/2", 3", 4"

Maximum Stroke: 6"

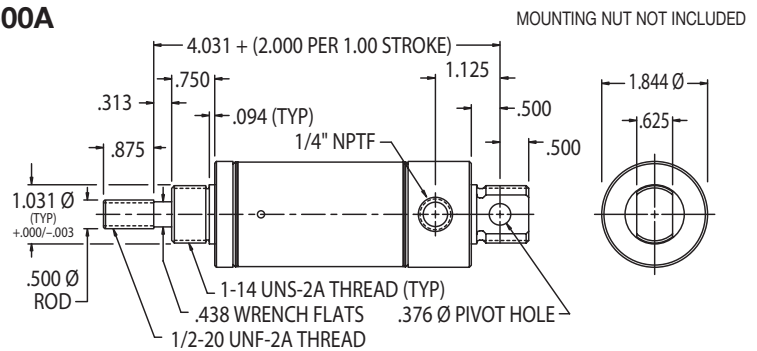
Optional Accessories:

- F-M117008 Mounting Bracket
- F-M129005 Pivot Bracket
- F-M127006 Rod Clevis

Base Weight: .86 lbs.

Plus .36 lbs. per inch of stroke

### F-1750S02-00A



BUMPER AVAILABLE CAP END ONLY - NO CHANGE IN OAL

MAGNETIC PISTON OPTION - ADD .656 TO OAL

BOTH BUMPER & MAGNETIC PISTON OPTIONS - ADD .735 TO OAL

### Single Acting Spring Extend

#### Front Nose Mount

Standard Stroke Lengths:

1/2", 1", 1-1/2", 2", 2-1/2", 3", 4"

Maximum Stroke: 6"

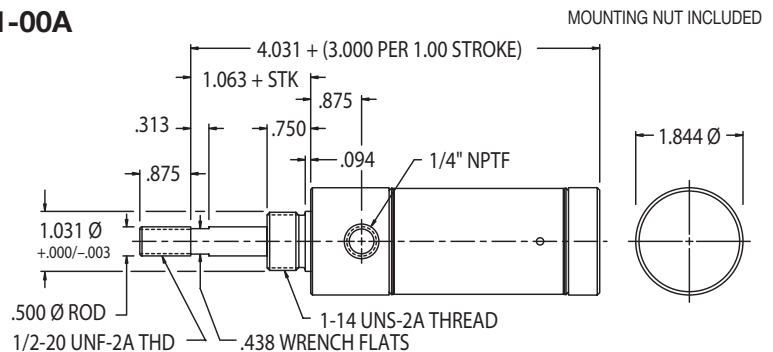
Optional Accessories:

- F-M117008 Mounting Bracket
- F-M127006 Rod Clevis

Base Weight: 1.17 lbs.

Plus .31 lbs. per inch of stroke

### F-1750R01-00A



BUMPER AVAILABLE ROD END ONLY - NO CHANGE IN OAL

MAGNETIC PISTON OPTION - ADD .656 TO OAL

BOTH BUMPER & MAGNETIC PISTON OPTIONS - ADD .735 TO OAL

### Double Acting

#### Front Nose Mount

Standard Stroke Lengths:

1/2", 1", 1-1/2", 2", 2-1/2", 3", 4",

5", 6", 7", 8", 9", 10", 11", 12"

Maximum Stroke: 12"

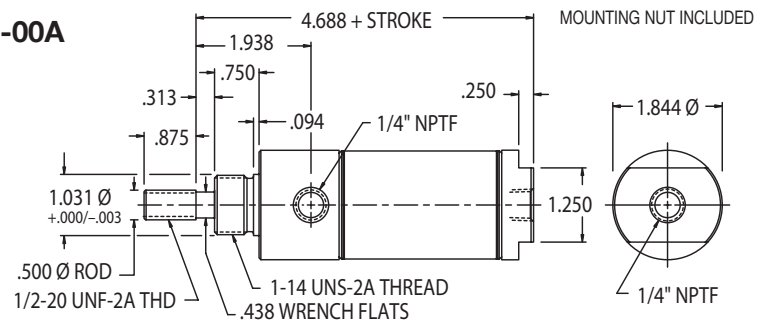
Optional Accessories:

- F-M117008 Mounting Bracket
- F-M127006 Rod Clevis

Base Weight: 1.29 lbs.

Plus .11 lbs. per inch of stroke

### F-1750D01-00A



BUMPER OPTION - NO CHANGE IN OAL

MAGNETIC PISTON OPTION - NO CHANGE IN OAL

BOTH BUMPER & MAGNETIC PISTON OPTIONS - NO CHANGE IN OAL

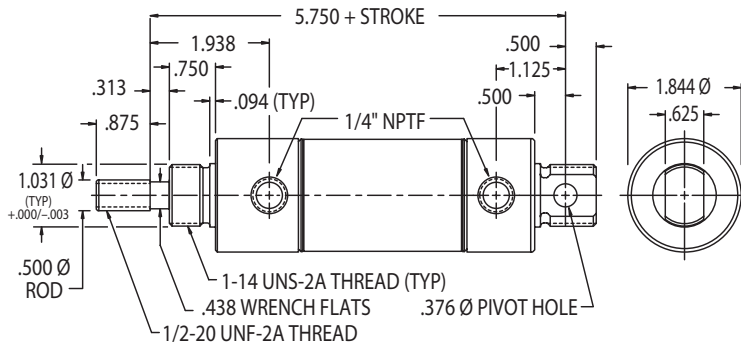
Please visit <http://portal.fabco-air.com/configure.php> for current pricing.  
Specifications and prices subject to change without notice or incurring obligation

9-20-18



MOUNTING NUT NOT INCLUDED

F-1750D02-00A



#### Double Acting

Double Nose or Rear Pivot Mount  
Standard Stroke Lengths:

1/2", 1", 1-1/2", 2", 2-1/2", 3", 4"  
5", 6", 7", 8", 9", 10", 11", 12"

Maximum Stroke: 32"

Optional Accessories:

- F-M117008 Mounting Bracket
- F-M129005 Pivot Bracket
- F-M127006 Rod Clevis

Base Weight: 1.64 lbs.

Plus .11 lbs. per inch of stroke

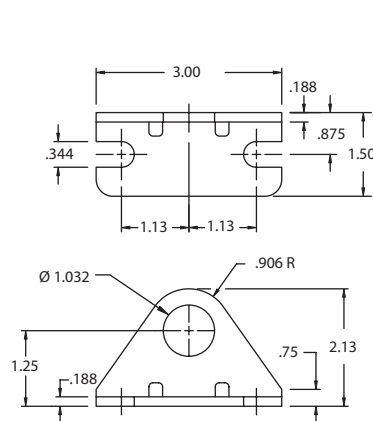
BUMPER OPTION - NO CHANGE IN OAL  
MAGNETIC PISTON OPTION - NO CHANGE IN OAL  
BOTH BUMPER & MAGNETIC PISTON OPTIONS - NO CHANGE IN OAL

## 1-3/4" Bore Cylinder Specifications – Options & Accessories

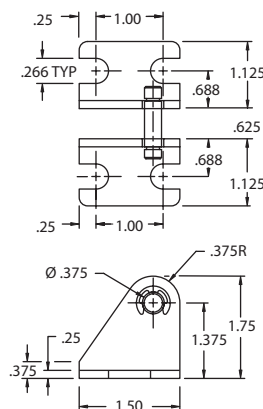
- -10° to +165°F
- Piston Rod: Ground and Polished, 303 Stainless Steel.
- Bronze rod guide bushing is standard.
- Approximate force exerted = (2.4) x (air line pressure).
- Spring force: 11 lbs. relaxed, 24 lbs. compressed.
- Mounting nuts are standard on all nose mount cylinders.
- Bumpers are optional on all 1-3/4" bore cylinders (except in combination with Viton® option).
- Magnetic piston optional on all 1-3/4" bore cylinders (except in combination with Viton® option).

#### OPTION

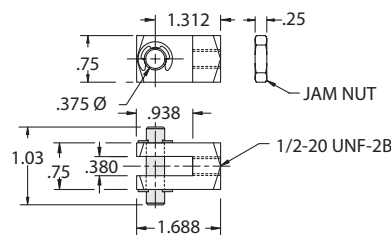
- Viton® Seals – Not available with bumpers or magnetic piston  
Spring Return (-15° F to 300° F)  
Double Acting (-15° F to 350° F)  
Spring Extend (-15° F to 300° F)
- Ports Rotated – 90° on S02 or D02 models (both)
- Rod Wiper – Not available in spring return models
- Side Port - Cap end ports on S01 or D01 models  
Add .56 to OAL
- Low Temperature Seals – Applications to -40° F
- Rod Extension
- Rod Thread Extension



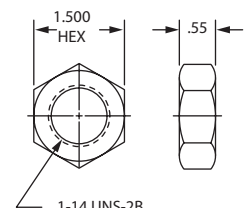
**Mounting Bracket**  
F-M117008



**Pivot Bracket**  
F-M129005



**Rod Clevis**  
F-M127006



**Mounting Nut**  
F-M190008

# F-Series

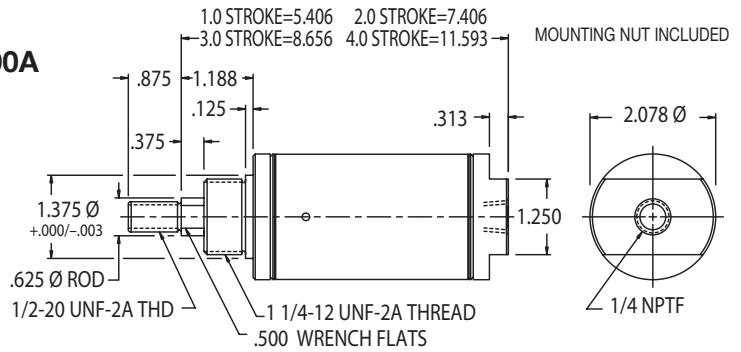
## 2" Bore Cylinders

# FABCO-AIR

### Single Acting Spring Return Front Nose Mount

Standard Stroke Lengths:  
**1/2", 1", 1-1/2", 2", 2-1/2", 3", 4"**  
 Maximum Stroke: 4"  
 Optional Accessories:  
 • F-M117009 Mounting Bracket  
 • F-M127006 Rod Clevis  
 Base Weight: 1.04 lbs.  
 Plus .43 lbs. per inch of stroke

**F-2000S01-00A**

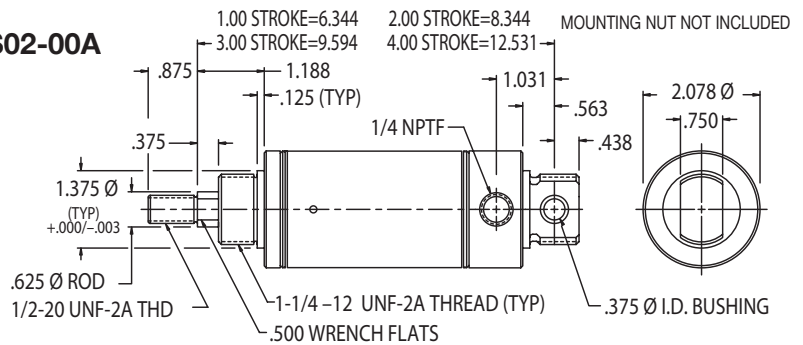


BUMPER AT CAP END ONLY - NO CHANGE IN OAL  
 MAGNETIC PISTON OPTION - ADD .461 TO OAL  
 BOTH BUMPER & MAGNETIC PISTON OPTIONS - ADD .789 TO OAL

### Single Acting Spring Return Double Nose or Rear Pivot Mount

Standard Stroke Lengths:  
**1/2", 1", 1-1/2", 2", 2-1/2", 3", 4"**  
 Maximum Stroke: 4"  
 Optional Accessories:  
 • F-M117009 Mounting Bracket  
 • F-M229005 Pivot Bracket  
 • F-M127006 Rod Clevis  
 Base Weight: 1.26 lbs.  
 Plus .43 lbs. per inch of stroke

**F-2000S02-00A**

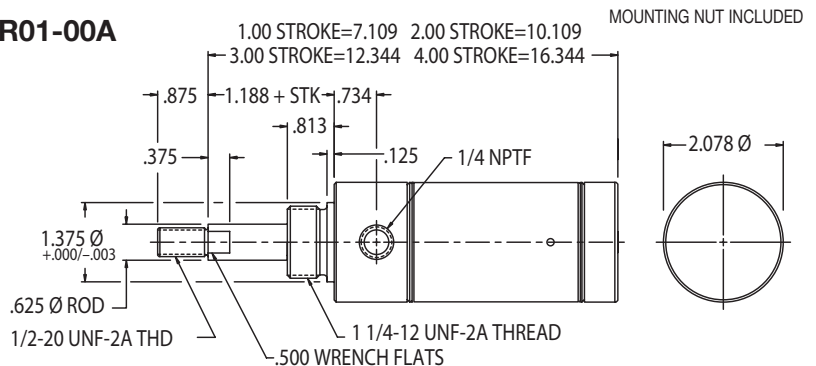


BUMPER AT CAP END ONLY - NO CHANGE IN OAL  
 MAGNETIC PISTON OPTION - ADD .461 TO OAL  
 BOTH BUMPER & MAGNETIC PISTON OPTIONS - ADD .789 TO OAL

### Single Acting Spring Extend Front Nose Mount

Standard Stroke Lengths:  
**1/2", 1", 1-1/2", 2", 2-1/2", 3", 4"**  
 Maximum Stroke: 4"  
 Optional Accessories:  
 • F-M117009 Mounting Bracket  
 • F-M127006 Rod Clevis  
 Base Weight: 1.24 lbs.  
 Plus .43 lbs. per inch of stroke

**F-2000R01-00A**

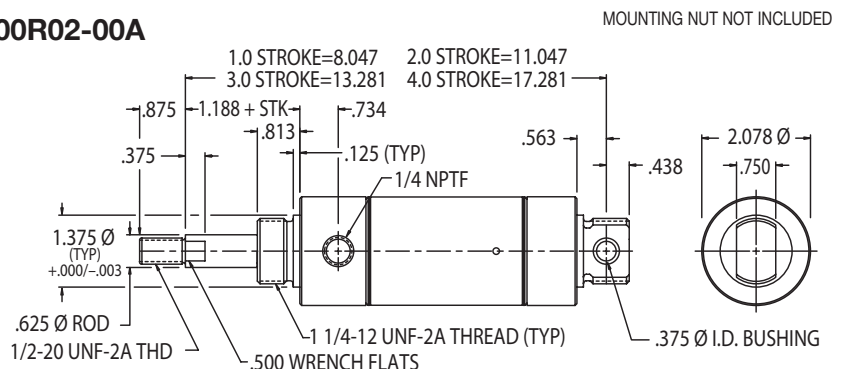


BUMPER AT ROD END ONLY - NO CHANGE IN OAL  
 MAGNETIC PISTON OPTION - ADD .714 TO OAL  
 BOTH BUMPER & MAGNETIC PISTON OPTIONS - ADD .789 TO OAL

### Single Acting Spring Extend Double Nose or Rear Pivot Mount

Standard Stroke Lengths:  
**1/2", 1", 1-1/2", 2", 2-1/2", 3", 4"**  
 Maximum Stroke: 4"  
 Optional Accessories:  
 • F-M117009 Mounting Bracket  
 • F-M229005 Pivot Bracket  
 • F-M127006 Rod Clevis  
 Base Weight: 1.46 lbs.  
 Plus .43 lbs. per inch of stroke

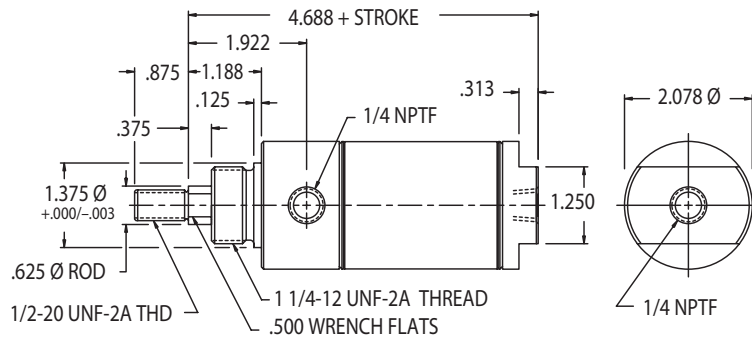
**F-2000R02-00A**



BUMPER AT ROD END ONLY - NO CHANGE IN OAL  
 MAGNETIC PISTON OPTION - ADD .714 TO OAL  
 BOTH BUMPER & MAGNETIC PISTON OPTIONS - ADD .789 TO OAL

MOUNTING NUT INCLUDED

### F-2000D01-00A



BUMPER OPTION - ADD .250 TO OAL  
 MAGNETIC PISTON OPTION - NO CHANGE IN OAL  
 BOTH BUMPER & MAGNETIC PISTON OPTIONS - ADD .250 TO OAL

### Double Acting

#### Front Nose Mount

Standard Stroke Lengths:  
**1/2", 1", 1-1/2", 2", 2-1/2", 3", 4", 5", 6", 7", 8"**

Maximum Stroke: 12"

Optional Accessories:

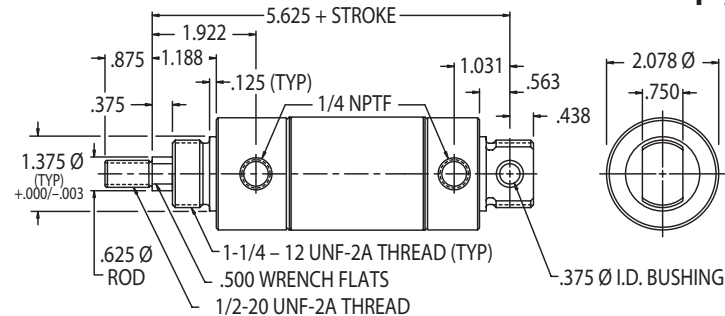
- F-M117009 Mounting Bracket
- F-M127006 Rod Clevis

Base Weight: 1.40 lbs.

Plus .15 lbs. per inch of stroke

MOUNTING NUT NOT INCLUDED

### F-2000D02-00A



BUMPER OPTION - ADD .250 TO OAL  
 MAGNETIC PISTON OPTION - NO CHANGE IN OAL  
 BOTH BUMPER & MAGNETIC PISTON OPTIONS - ADD .250 TO OAL

### Double Acting

#### Double Nose or Rear Pivot Mount

Standard Stroke Lengths:

**1/2", 1", 1-1/2", 2", 2-1/2", 3", 4", 5", 6", 7", 8", 9", 10", 11", 12"**

Maximum Stroke: 32"

Optional Accessories:

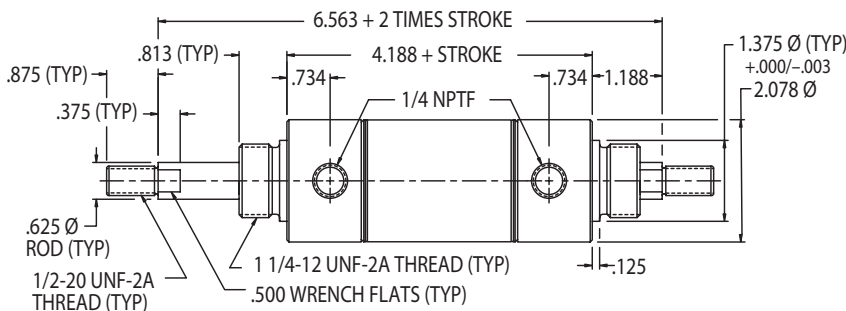
- F-M117009 Mounting Bracket
- F-M229005 Pivot Bracket
- F-M127006 Rod Clevis

Base Weight: 1.62 lbs.

Plus .15 lbs. per inch of stroke

MOUNTING NUT INCLUDED

### F-2000D03-00A



BUMPER OPTION - ADD .250 TO OAL  
 MAGNETIC PISTON OPTION - NO CHANGE IN OAL  
 BOTH BUMPER & MAGNETIC PISTON OPTIONS - ADD .250 TO OAL

### Double Acting

#### Double Rod

Standard Stroke Lengths:

**1/2", 1", 1-1/2", 2", 2-1/2", 3", 4", 5", 6"**

Maximum Stroke: 12"

\*Optional Accessories:

- F-M117009 Mounting Bracket
- F-M127006 Rod Clevis

Base Weight: 1.97 lbs.

Plus .24 lbs. per inch of stroke

# F-Series

## 2" Bore Cylinders

### Double Acting

Front Nose Mount  
with **Adjustable Cushions**

Standard Stroke Lengths:  
**1/2", 1", 1-1/2", 2", 2-1/2", 3", 4", 5", 6"**

Maximum Stroke: 12"

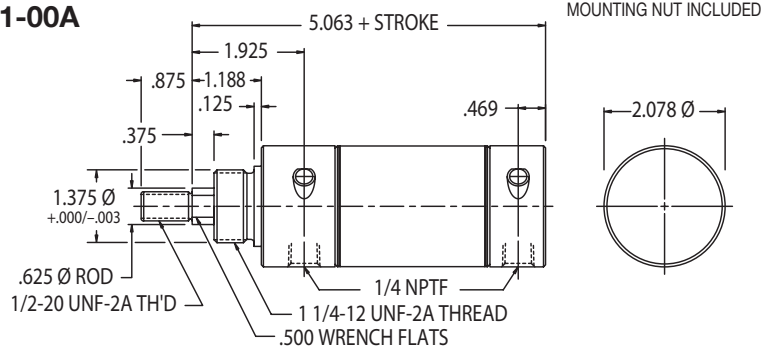
Optional Accessories:

- F-M117009 Mounting Bracket
- F-M127006 Rod Clevis

Base Weight: 1.64 lbs.

Plus .15 lbs. per inch of stroke

### F-2000DG1-00A



MAGNETIC PISTON OPTION - NO CHANGE IN OAL

### Double Acting

Rear Pivot Mount  
with **Adjustable Cushions**

Standard Stroke Lengths:  
**1/2", 1", 1-1/2", 2", 2-1/2", 3", 4", 5", 6"**

Maximum Stroke: 32"

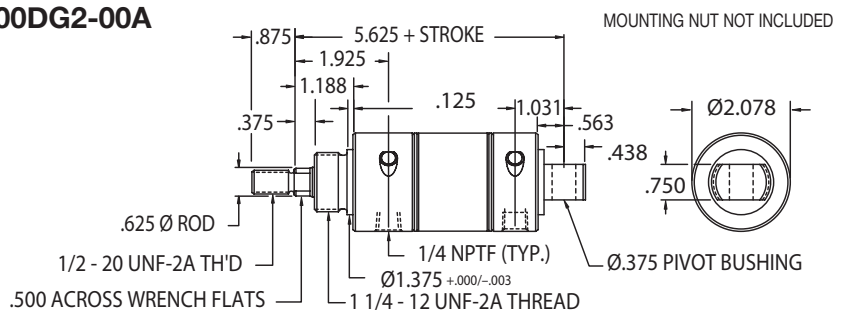
Optional Accessories:

- F-M117009 Mounting Bracket
- F-M229005 Pivot Bracket
- F-M127006 Rod Clevis

Base Weight: 1.68 lbs.

Plus .15 lbs. per inch of stroke

### F-2000DG2-00A



MAGNETIC PISTON OPTION - NO CHANGE IN OAL

### Double Acting

Front Nose Mount  
**1" Diameter Rod**

with Wear Band Piston

**Standard Stroke Lengths:**

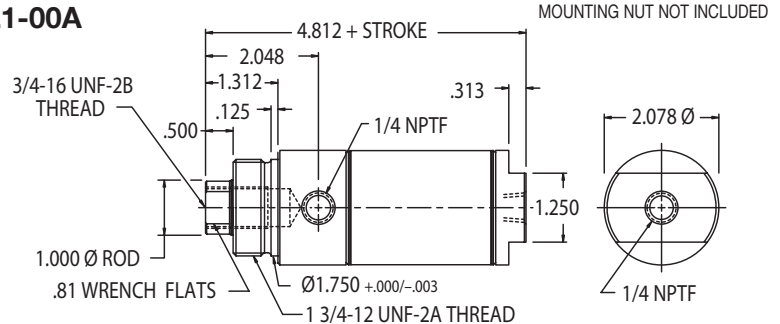
**1/2", 1", 1-1/2", 2", 2-1/2", 3", 4", 5", 6"**

Maximum Stroke: 12"

Base Weight: approximately 1.79 lbs.

Plus .28 lbs. per inch of stroke

### F-2000DL1-00A



BUMPERS NOT AVAILABLE  
MAGNETIC PISTON OPTION - ADD .299 TO OAL

### Double Acting

Rear Pivot Mount  
**1" Diameter Rod**

with Wear Band Piston

**Standard Stroke Lengths:**

**1/2", 1", 1-1/2", 2", 2-1/2", 3", 4", 5", 6"**

Maximum Stroke: 32"

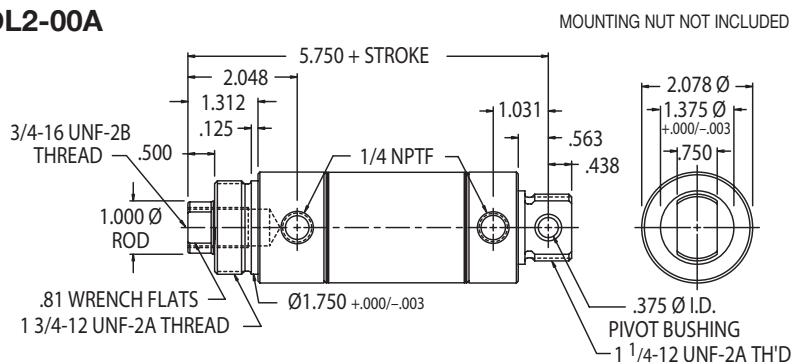
Optional Accessories:

- F-M229005 Pivot Bracket

Base Weight: approximately 2.01 lbs.

Plus .28 lbs. per inch of stroke

### F-2000DL2-00A



BUMPERS NOT AVAILABLE  
MAGNETIC PISTON OPTION - ADD .299 TO OAL

## Standard Cylinder Specifications – Options & Accessories

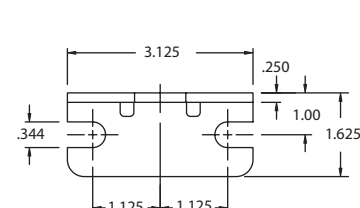
- -10° to +165°F
- Piston Rod: Ground and Polished, 303 Stainless Steel (Except for 1" Rod Models. See below).
- Bronze rod guide bushing is standard.
- Approximate force exerted = (3.1) x (air line pressure).
- Spring force: 15 lbs. relaxed, 30 lbs. compressed.
- Mounting nuts are standard on all nose mount cylinders except 1" rod models.
- Bumpers are optional on all 2" bore cylinders (except in combination with Viton® option).
- Magnetic piston optional on all 2" bore cylinders (except in combination with Viton® option).

## 1" Rod Cylinder Specifications

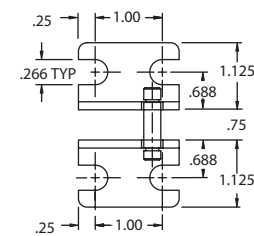
- 1" chrome rod is standard.
- Magnetic piston optional.
- Viton® seals optional.

### OPTION

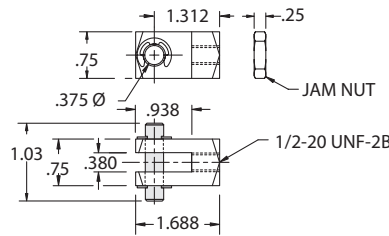
- Viton® Seals – Not available with bumpers or magnetic piston
  - Spring Return (-15° F to 300° F)
  - Double Acting (-15° F to 350° F)
  - D02 – Double Acting (-15° F to 350° F)
  - R01 – Spring Extend (-15° F to 300° F)
  - R02 – Spring Extend (-15° F to 300° F)
  - Double Rod (-15° F to 350° F)
- Ports Rotated – 90° on S02, R02, or D02 models (both).
- Rod Wiper – Not available in spring return models
- Side Port - Cap end port on S01 or D01 models
  - Add .38 to OAL
- Low Temperature Seals – Applications to -40° F
- Rod Extension - Single, reverse and double acting
- Rod Thread Extension



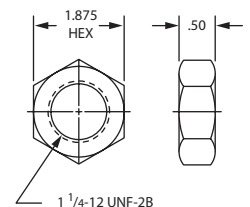
**Mounting Bracket**  
F-M117009



**Pivot Bracket**  
F-M229005



**Rod Clevis**  
F-M127006



**Mounting Nut**  
F-M190009

# F-Series

## 2-1/2" Bore Cylinders

# FABCO-AIR

### Double Acting

#### Front Nose Mount

Standard Stroke Lengths:

1/2", 1", 1-1/2", 2", 2-1/2", 3", 4",  
5", 6", 7", 8", 9", 10", 11", 12"

Maximum Stroke: 12"

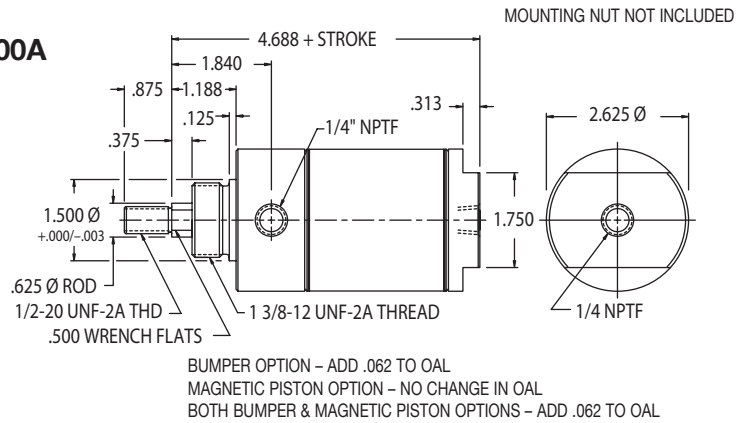
Optional Accessories:

- F-M117010 Mounting Bracket
- F-M127006 Rod Clevis
- F-M190012 Mounting Nut

Base Weight 1.98 lbs.

Plus .17 lbs. per inch of stroke

### F-2500D01-00A



### Double Acting

#### Rear Pivot Mount

Standard Stroke Lengths:

1/2", 1", 1-1/2", 2", 2-1/2", 3", 4",  
5", 6", 7", 8", 9", 10", 11", 12"

Maximum Stroke: 32"

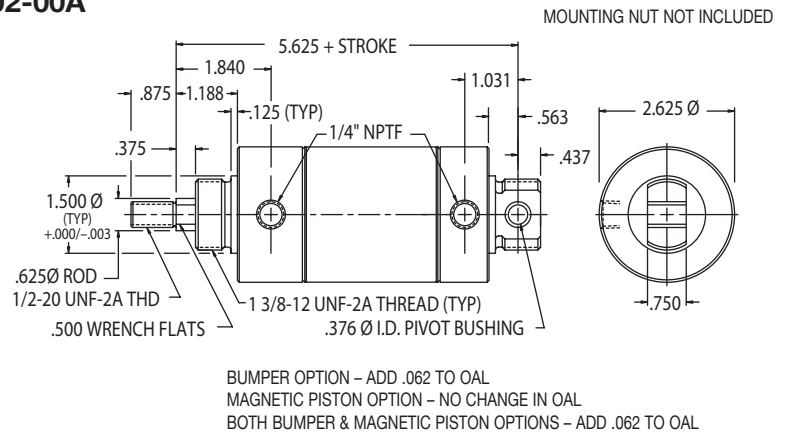
Optional Accessories:

- F-M117010 Mounting Bracket
- F-M229005 Pivot Bracket
- F-M127006 Rod Clevis
- F-M190012 Mounting Nut

Base Weight: 2.27 lbs.

Plus .17 lbs. per inch of stroke

### F-2500D02-00A

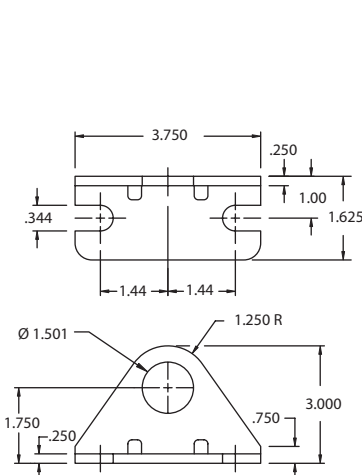


## 2-1/2" Bore Cylinder Specifications – Options & Accessories

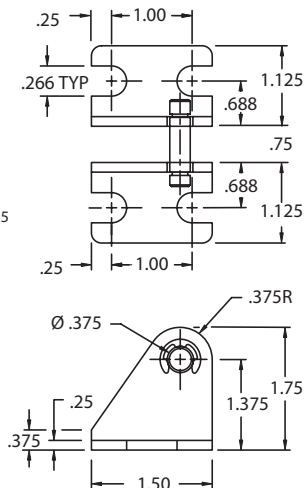
- -10° to +165°F
- Piston Rod: Ground and Polished, 303 Stainless Steel.
- Bronze rod guide bushing is standard.
- Approximate force exerted = (5.0) x (air line pressure).
- Magnetic piston optional on all 2-1/2" bore cylinders (except in combination with Viton option).

### OPTION

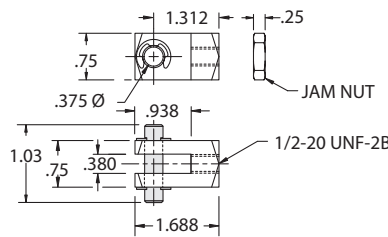
- Viton® Seals – Not available with bumpers or magnetic piston  
D01 – Double Acting (-15° F to 350° F)  
D02 – Double Acting (-15° F to 350° F)
- Ports Rotated – 90° on D02 (both)
- Rod Wiper –
- Side Port – Cap end on D01. Add .38 to overall length
- Low Temperature Seals – Applications to -40° F
- Rod Extension
- Rod Thread Extension



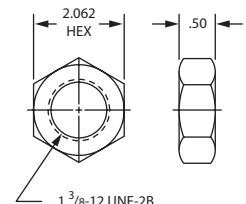
**Mounting Bracket**  
F-M117010



**Pivot Bracket**  
F-M229005

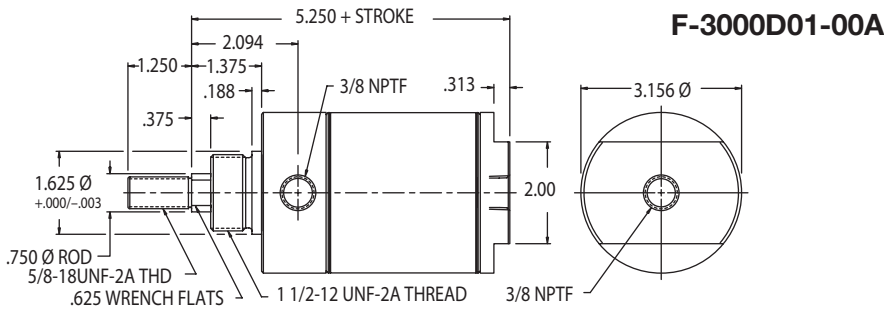


**Rod Clevis**  
F-M127006



**Mounting Nut**  
F-M190012

MOUNTING NUT NOT INCLUDED



### Double Acting

Front Nose Mount

Standard Stroke Lengths:

1/2", 1", 1-1/2", 2", 2-1/2", 3", 4", 5", 6"

Maximum Stroke: 12"

\*Optional Accessories:

- F-M117011 Mounting Bracket
- F-M127007 Rod Clevis
- F-M190013 Mounting Nut

Base Weight: 3.34 lbs.

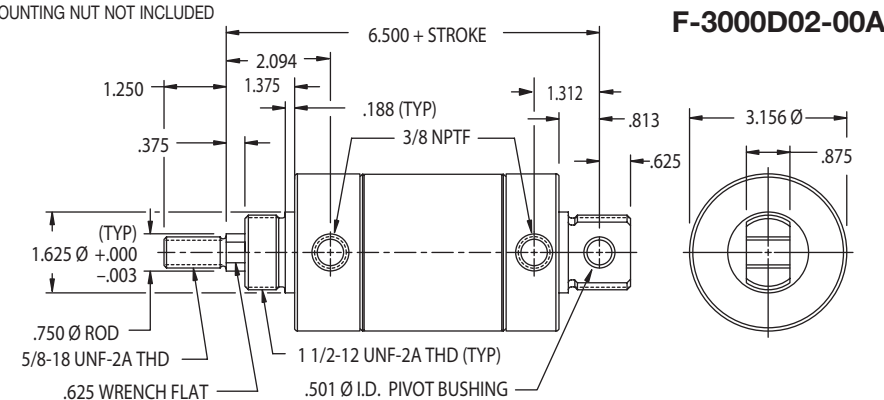
Plus .26 lbs. per inch of stroke

BUMPER OPTION - ADD .062 TO OAL

MAGNETIC PISTON OPTION - NO CHANGE IN OAL

BOTH BUMPER & MAGNETIC PISTON OPTIONS - ADD .062 TO OAL

MOUNTING NUT NOT INCLUDED



### Double Acting

Double Nose or Rear Pivot Mount

Standard Stroke Lengths:

1/2", 1", 1-1/2", 2", 2-1/2", 3", 4", 5", 6"

Maximum Stroke: 32"

\*Optional Accessories:

- F-M117011 Mounting Bracket
- F-M229006 Pivot Bracket
- F-M127007 Rod Clevis
- F-M190013 Mounting Nut

Base Weight: 3.87 lbs.

Plus .26 lbs. per inch of stroke

BUMPER OPTION - ADD .062 TO OAL

MAGNETIC PISTON OPTION - NO CHANGE IN OAL

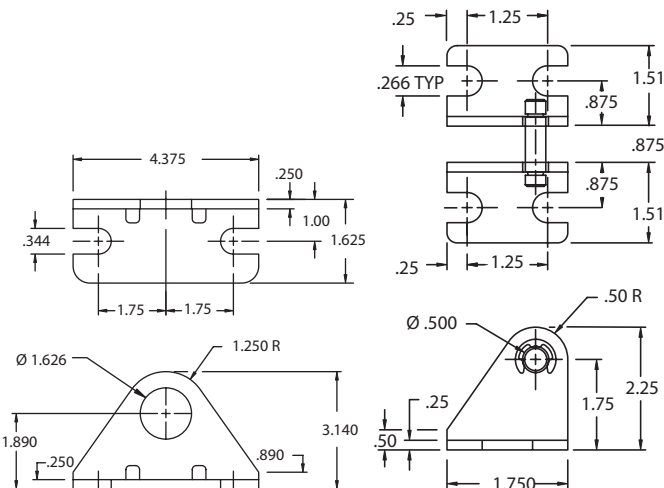
BOTH BUMPER & MAGNETIC PISTON OPTIONS - ADD .062 TO OAL

## 3" Bore Cylinder Specifications – Options & Accessories

- -10° to +165°F
- Piston Rod  
Ground and Polished, 303 Stainless Steel is standard.
- Bronze rod guide bushing is standard.
- Approximate force exerted = (7.0) x (air line pressure).
- Magnetic piston optional on all 3" bore cylinders (except in combination with Viton option).

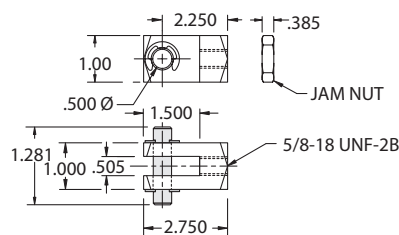
### OPTION

- Viton® Seals – Not available with bumpers or magnetic piston  
Double Acting (-15° F to 350° F)
- Ports Rotated – 90° on D02 model (both)
- Rod Wiper –
- Side Port – Cap end on D01. Add .44 to OAL
- Low Temperature Seals – Applications to -40° F
- Rod Extension
- Rod Thread Extension

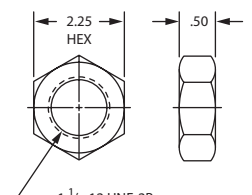


**Mounting Bracket**  
F-M117011

**Pivot Bracket**  
F-M229006



**Rod Clevis**  
F-M127007



**Mounting Nut**  
F-M190013

# F-Series

# FABCO-AIR

## Volume Chambers

### How to Order **F-1500 V 01 - 01 A**

**Series**

**Bore Size** (4 digits)

- 0750 = 3/4"
- 1062 = 1-1/16"
- 1500 = 1-1/2"
- 2000 = 2"
- 2500 = 2-1/2"
- 3000 = 3"

**Style**

V = Volume chamber

**Version**

01 = In-line mount

**Fractional Inch Length**

(1 digit)

A = 0"

**Full Inch Length** (2 digits)

00 = 0"

01 = 1"

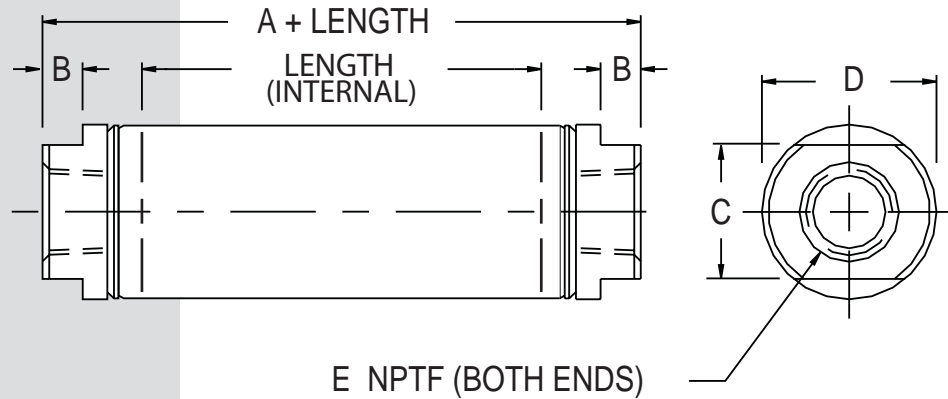
02 = 2"

03 = 3"

⋮

⋮

32 = 32"



Bore	A	B	C	D	E	INCHES <sup>3</sup> PER INCH	STANDARD LENGTH	MAX. LENGTH
3/4"	1.062	0.19	0.625	0.813	1/8	0.44	1" Increments to 4"	32"
1-1/16"	1.188	0.19	0.875	1.125	1/8	0.88	1" Increments to 8"	32"
1-1/2"	1.375	0.25	0.875	1.563	1/8	1.76	1" Increments to 16"	32"
2"	1.767	0.31	1.250	2.087	1/4	3.14	1" Increments to 16"	32"
2-1/2"	1.767	0.31	1.750	2.625	1/4	4.9	1" Increments to 24"	32"
3"	2.000	0.31	2.000	3.156	3/8	7.0	1" Increments to 24"	32"

## Volume Chamber Specifications

- -40° to +350°F
- 303 stainless steel body.
- Aluminum alloy end caps.
- Pressure rating: 250 psi.



## Features

- Delrin® head, Delrin® cap and aluminum piston provide excellent corrosion resistance in wash down environments where cylinders are exposed to moisture and certain solvents.\*
- Stainless steel rod and tube complete the corrosion resistance package and provide long life.
- Corrosion resistant cylinders are offered in three standard bore sizes: 3/4", 1-1/16" and 1-1/2" with both nose and rear pivot mounts.
- Stroke tolerance +/- .032

Delrin® is a registered trademark of DuPont.

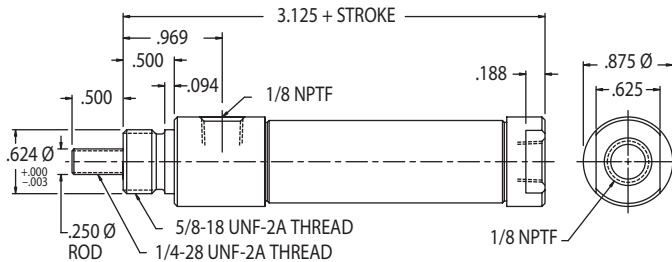
★ Call DuPont (800) 441-0575 for information regarding properties of this material.



- Max Operating Pressure: 100 psi Air
- Temperature Range: 32°F to 160°F (0°C to 72°C)

MOUNTING NUT NOT INCLUDED

### F-0750DC1-00A



BUMPERS OPTION - ADD .281 TO OAL  
MAGNETIC PISTON OPTION - ADD .281 TO OAL  
BUMPERS WITH MAGNETIC PISTON OPTION - ADD .406 TO OAL

### 3/4" Bore Delrin® Series

Double Acting Front Nose Mount  
Standard Stroke Lengths:

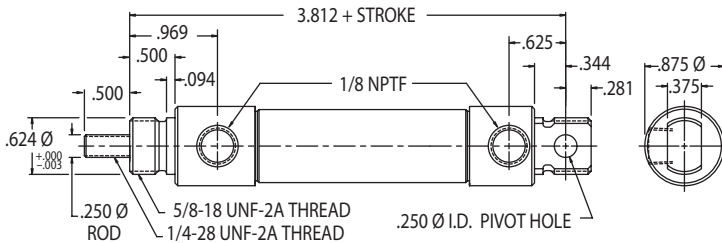
1/2", 1", 1-1/2", 2", 2-1/2", 3", 4", 5", 6"  
Maximum Stroke: 12"

\*Optional Accessories:

- F-M19S005 Stainless Steel Mounting Nut  
Base Weight: .13 lbs.  
Plus .03 lbs. per inch of stroke

MOUNTING NUT NOT INCLUDED

### F-0750DC2-00A



BUMPERS OPTION - ADD .281 TO OAL  
MAGNETIC PISTON OPTION - ADD .281 TO OAL  
BUMPERS WITH MAGNETIC PISTON OPTION - ADD .406 TO OAL

### 3/4" Bore Delrin® Series

Double Acting Rear Pivot Mount  
Standard Stroke Lengths:

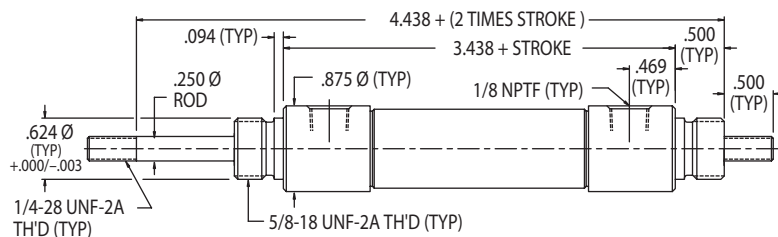
1/2", 1", 1-1/2", 2", 2-1/2", 3", 4", 5", 6"  
Maximum Stroke: 32"

\*Optional Accessories:

- F-M19S005 Stainless Steel Mounting Nut  
Base Weight: .15 lbs.  
Plus .03 lbs. per inch of stroke

MOUNTING NUT NOT INCLUDED

### F-0750DC3-00A



BUMPERS OPTION - ADD .250 TO OAL AND BODY LENGTH  
MAGNETIC PISTON OPTION - NO CHANGE IN OAL  
BUMPERS WITH MAGNETIC PISTON OPTION - ADD .250 TO OAL AND BODY LENGTH

### 3/4" Bore Delrin® Series

Double Acting Double Rod  
Standard Stroke Lengths:

1/2", 1", 1-1/2", 2", 2-1/2", 3", 4", 5", 6"  
Maximum Stroke: 12"

\*Optional Accessories:

- F-M19S005 Stainless Steel Mounting Nut  
Base Weight: .18 lbs.  
Plus .05 lbs. per inch of stroke

# F-Series

## Delrin® Corrosion Resistant Cylinders

# FABCO-AIR

### 1-1/16" Bore Delrin® Series

Double Acting Front Nose Mount

Standard Stroke Lengths:

1/2", 1", 1-1/2", 2", 2-1/2", 3", 4", 5", 6"

Maximum Stroke: 12"

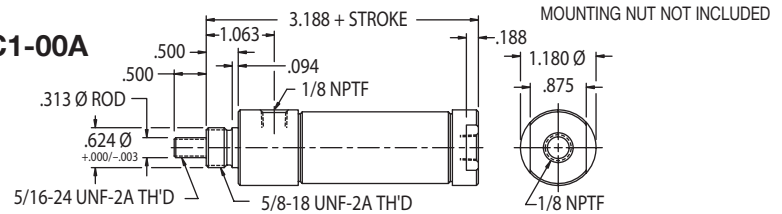
Optional Accessories:

- F-M19S005 Stainless Steel Mounting Nut

Base Weight: .21 lbs.

Plus .05 lbs. per inch of stroke

### F-1062DC1-00A



BUMPERS OPTION - ADD .375 TO OAL  
 MAGNETIC PISTON OPTION - ADD .250 TO OAL  
 BUMPERS WITH MAGNETIC PISTON OPTIONS - ADD .375 TO OAL

### 1-1/16" Bore Delrin® Series

Double Acting Rear Pivot Mount

Standard Stroke Lengths:

1/2", 1", 1-1/2", 2", 2-1/2", 3", 4",

5", 6", 7", 8", 9", 10", 11", 12"

Maximum Stroke: 32"

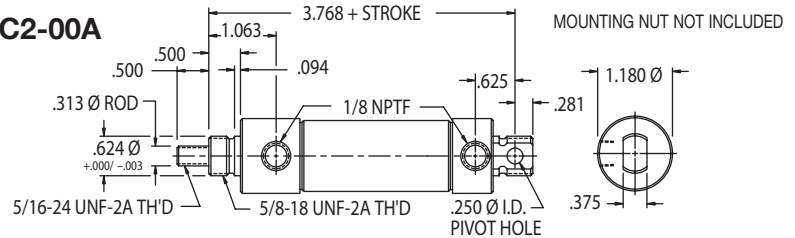
Optional Accessories:

- F-M19S005 Stainless Steel Mounting Nut

Base Weight: .25 lbs.

Plus .05 lbs. per inch of stroke

### F-1062DC2-00A



BUMPERS OPTION - ADD .375 TO OAL  
 MAGNETIC PISTON OPTION - ADD .250 TO OAL  
 BUMPERS WITH MAGNETIC PISTON OPTIONS - ADD .375 TO OAL

### 1-1/16" Bore Delrin® Series

Double Acting Double Rod

Standard Stroke Lengths:

1/2", 1", 1-1/2", 2", 2-1/2", 3", 4", 5", 6"

Maximum Stroke: 12"

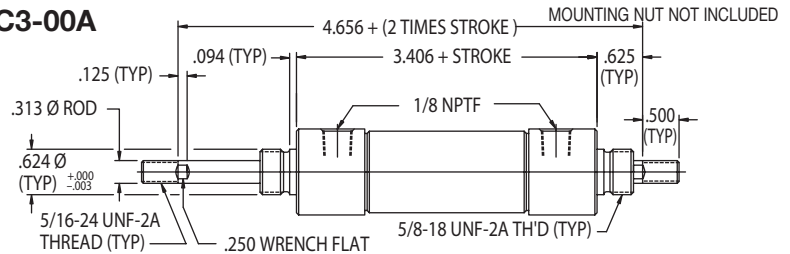
Optional Accessories:

- F-M19S005 Stainless Steel Mounting Nut

Base Weight: .30 lbs.

Plus .07 lbs. per inch of stroke

### F-1062DC3-00A



BUMPERS OPTION - ADD .250 TO OAL & BODY LENGTH  
 MAGNETIC PISTON OPTION - NO CHANGE IN OAL  
 BUMPERS WITH MAG. PISTON - ADD .250 TO OAL & BODY LENGTH

### 1-1/2" Bore Delrin® Series

Double Acting

Front Nose Mount

Standard Stroke Lengths:

1/2", 1", 1-1/2", 2", 2-1/2", 3", 4", 5", 6"

Maximum Stroke: 12"

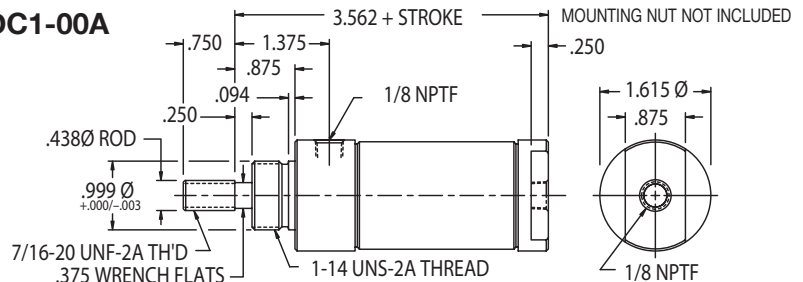
Optional Accessories:

- F-M19S006 Stainless Steel Mounting Nut

Base Weight: .46 lbs.

Plus .08 lbs. per inch of stroke

### F-1500DC1-00A



BUMPERS OPTION - ADD .375 TO OAL  
 MAGNETIC PISTON OPTION - ADD .250 TO OAL  
 BUMPERS WITH MAGNETIC PISTON OPTIONS - ADD .500 TO OAL

### 1-1/2" Bore Delrin® Series

Double Acting Rear Pivot Mount

Standard Stroke Lengths:

1/2", 1", 1-1/2", 2", 2-1/2", 3", 4",

5", 6", 7", 8", 9", 10", 11", 12"

Maximum Stroke: 32"

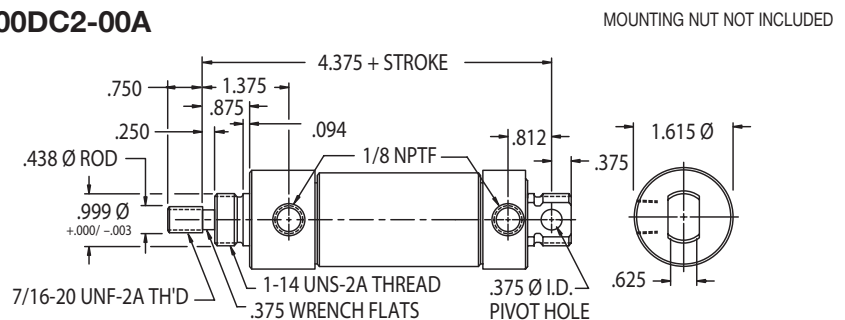
Optional Accessories:

- F-M19S006 Stainless Steel Mounting Nut

Base Weight: .48 lbs.

Plus .08 lbs. per inch of stroke

### F-1500DC2-00A

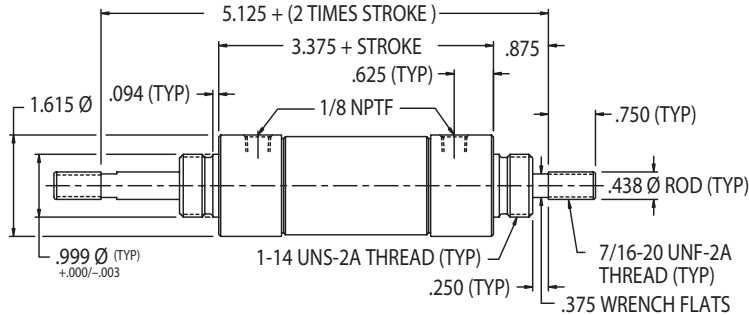


BUMPERS OPTION - ADD .375 TO OAL  
 MAGNETIC PISTON OPTION - ADD .250 TO OAL  
 BUMPERS WITH MAGNETIC PISTON OPTIONS - ADD .500 TO OAL

MOUNTING NUT NOT INCLUDED

F-1500DC3-00A

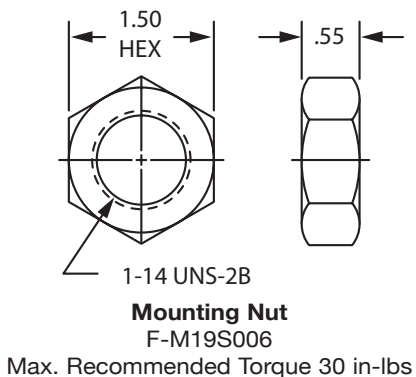
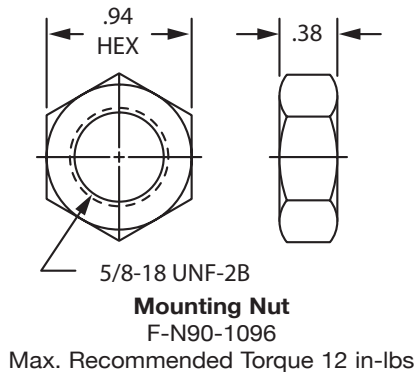
**1-1/2" Bore Delrin® Series**  
**Double Acting Double Rod**  
 Standard Stroke Lengths:  
**1/2", 1", 1-1/2", 2", 2-1/2", 3", 4", 5", 6"**  
 Maximum Stroke: 12"  
 Optional Accessories:  
 • F-M19S006 Stainless Steel Mounting Nut  
 Base Weight: .60 lbs.  
 Plus .13 lbs. per inch of stroke



BUMPERS OPTION – ADD .250 TO OAL & BODY LENGTH  
 MAGNETIC PISTON OPTION – NO CHANGE IN OAL  
 BUMPERS WITH MAGNETIC PISTON – ADD .250 TO OAL & BODY LENGTH

## Delrin® Cylinder Specifications – Options & Accessories

- Maximum operating pressure 100psi Air.
- Temperature range +32° to +160°F.
- Piston Rod  
Ground and polished, 303 stainless steel is standard.
- Magnetic piston optional on all bore cylinders (except in combination with Viton option).



OPTION
• Viton® Seals – Not available with bumpers or magnetic piston (for media or environment compatibility only)
DC1 – 3/4 Bore
DC2 – 3/4 Bore
DC3 – 3/4 Bore
DC1 – 1-1/16 Bore
DC2 – 1-1/16 Bore
DC3 – 1-1/16 Bore
DC1 – 1-1/2 Bore
DC2 – 1-1/2 Bore
DC3 – 1-1/2 Bore
• Pivot Bushing –Not Available
• Ports Rotated –Not Available
• Rod Wiper –Not Available
• Side Port –Not Available
• Low Temp. Seals -Not Available
• Rod Extension –
3/4 Bore
1-1/16 Bore
1-1/2 Bore
• Rod Thread Extension –
3/4 Bore
1-1/16 Bore
1-1/2 Bore

# F-Series Magnetic Interchange

# FABCO-AIR

## 9/16" Bore Cylinders

### Double Acting

Front Nose Mount

Standard Stroke Lengths:

1/2", 1", 1-1/2", 2", 2-1/2", 3", 4", 5", 6"

Maximum Stroke: 12"

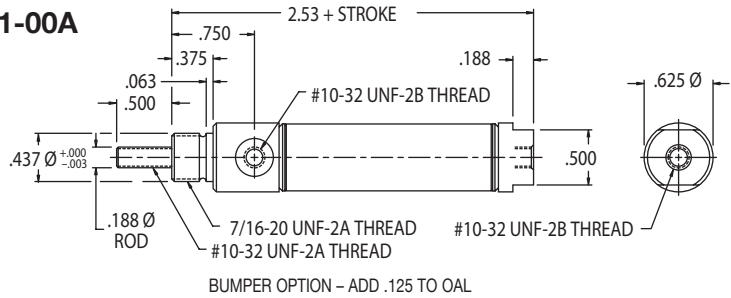
Optional Accessories:

- F-M117003 Mounting Bracket
- F-M127002 Rod Clevis

Base Weight: .10 lbs.

Plus .01 lbs. per inch of stroke

### F-0563DM1-00A



### Double Acting

Double Nose or Rear Pivot Mount

Standard Stroke Lengths:

1/2", 1", 1-1/2", 2", 2-1/2", 3", 4", 5", 6", 7", 8", 9", 10", 11", 12"

Maximum Stroke: 12"

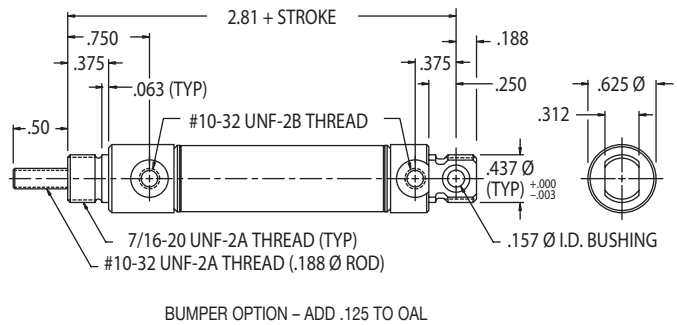
Optional Accessories:

- F-M117003 Mounting Bracket
- F-M129002 Pivot Bracket
- F-M127002 Rod Clevis

Base Weight: .10 lbs.

Plus .01 lbs. per inch of stroke

### F-0563DM2-00A



### Double Acting

Double Rod

Standard Stroke Lengths:

1/2", 1", 1-1/2", 2", 2-1/2", 3", 4", 5", 6"

Maximum Stroke: 12"

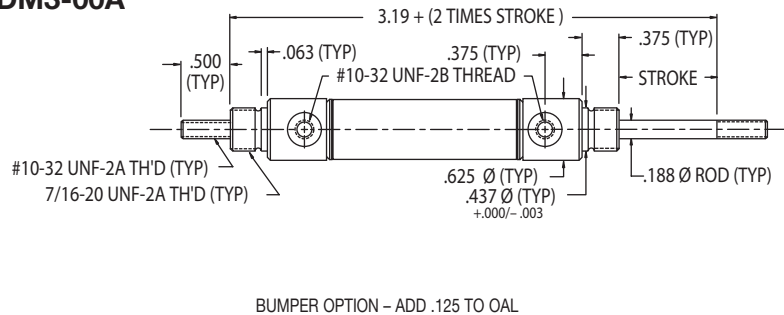
Optional Accessories:

- F-M117003 Mounting Bracket
- F-M127002 Rod Clevis

Base Weight: .14 lbs.

Plus .02 lbs. per inch of stroke

### F-0563DM3-00A

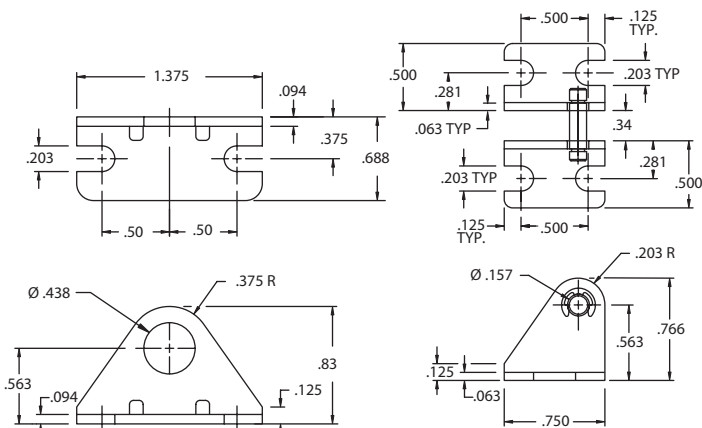


## 9/16" Bore Cylinder Specifications – Options & Accessories

- -10° to +165°F
- Piston Rod: Ground/Polished 303 Stainless Steel
- **Mounting nuts are not included**
- Bumpers are optional on all 9/16" bore cylinders
- Approximate Force Exerted: (0.25) x (Supply psi)
- Stroke tolerance  $\pm$  .032

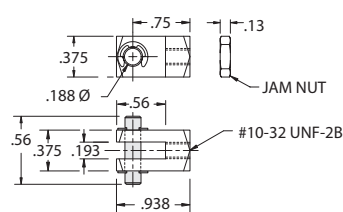
### OPTION

- Ports Rotated – 90° on DM2 (both)
- Viton® Seals – (for media or environment compatibility only)  
DM1 & DM2  
DM3
- Rod Wiper – Not available
- Side Port – DM1 (Add .03 to OAL)
- Rod Extension DM1, DM2
- Rod Thread Extension

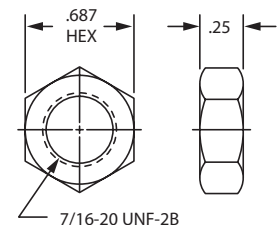


Mounting Bracket  
F-M117003

Pivot Bracket  
F-M129002

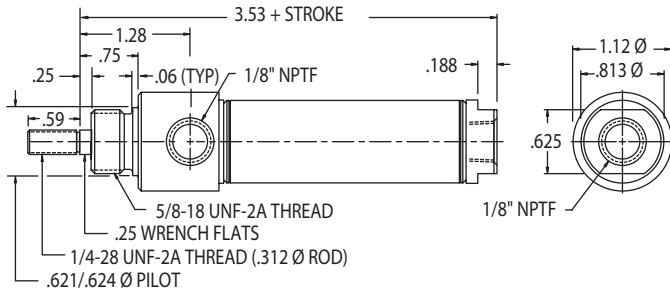


Rod Clevis  
F-M127002



Mounting Nut  
F-M190003

### F- 0750DM1-00A



BUMPER OPTION – ADD .250 TO OAL

#### Double Acting

Front Nose Mount

Standard Stroke Lengths:

1/2", 1", 1-1/2", 2", 2-1/2", 3", 4", 5", 6"

Maximum Stroke: 12"

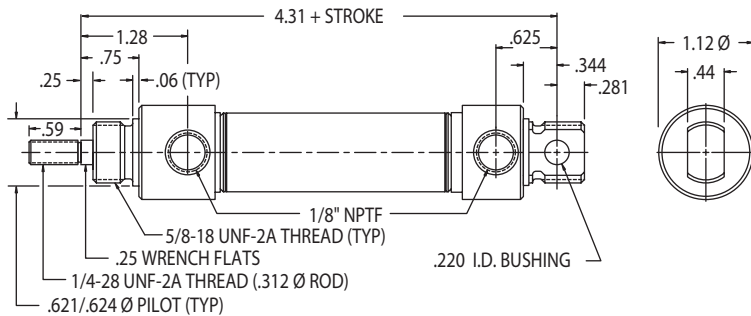
Optional Accessories:

• F-M117005 Mounting Bracket

Base Weight: .24 lbs.

Plus .04 lbs. per inch of stroke

### F-0750DM2-00A



BUMPER OPTION – ADD .250 TO OAL

#### Double Acting

Double Nose or Rear Pivot Mount

Standard Stroke Lengths:

1/2", 1", 1-1/2", 2", 2-1/2", 3", 4",  
5", 6", 7", 8", 9", 10", 11", 12"

Maximum Stroke: 32"

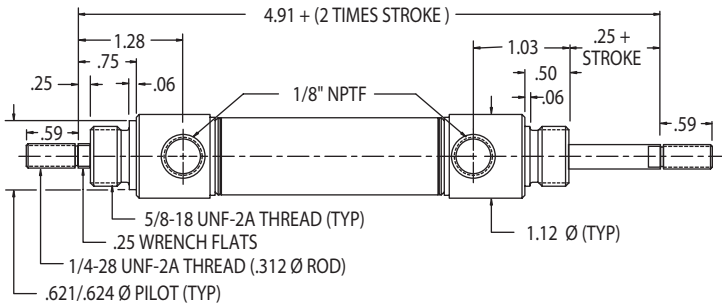
Optional Accessories:

• F-M117005 Mounting Bracket

Base Weight: .30 lbs.

Plus .04 lbs. per inch of stroke

### F-0750DM3-00A



BUMPER OPTION – ADD .250 TO OAL

#### Double Acting

Double Rod

Standard Stroke Lengths:

1/2", 1", 1-1/2", 2", 2-1/2", 3", 4", 5", 6"

Maximum Stroke: 12"

Optional Accessories:

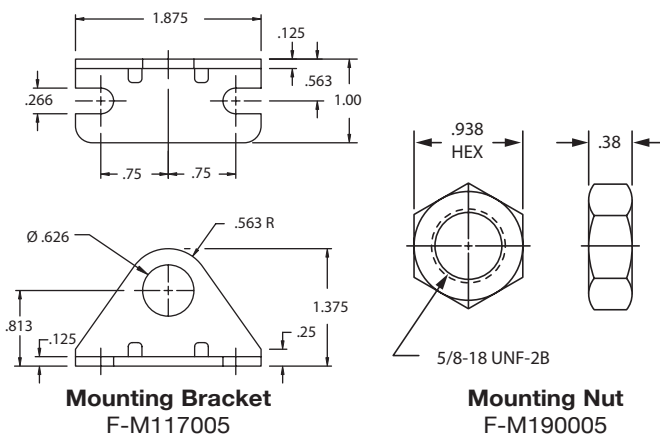
• F-M117005 Mounting Bracket

Base Weight: .41 lbs.

Plus .06 lbs. per inch of stroke

## 3/4" Bore Cylinder Specifications – Options & Accessories

- -10° to +165°F
- Piston Rod: Ground/Polished 303 Stainless Steel
- **Mounting nuts are not included**
- Bumpers are optional on all 3/4" bore cylinders
- Approximate Force Exerted: (0.4) x (Supply psi)
- Stroke tolerance ±.032



#### OPTION

- Ports Rotated – 90° on DM2 (both)
- Viton® Seals – (for media or environment compatibility only)  
DM1 & DM2  
DM3
- Rod Wiper
- Side Port – DM1 (Add .44 to OAL)
- Rod Extension DM1, DM2
- Rod Thread Extension

# F-Series Magnetic Interchange

# FABCO-AIR

## 1-1/16" Bore Cylinders

### Double Acting

Front Nose Mount

Standard Stroke Lengths:

1/2", 1", 1-1/2", 2", 2-1/2", 3", 4", 5", 6"

Maximum Stroke: 12"

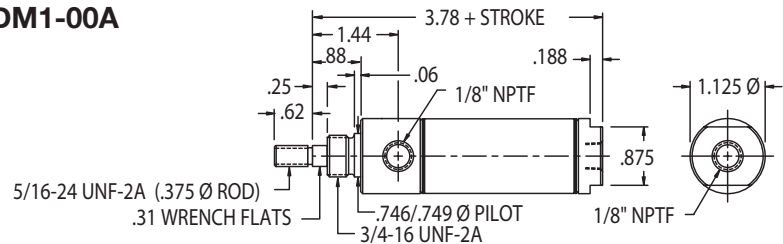
Optional Accessories:

- F-M127004 Rod Clevis

Base Weight .37 lbs.

Plus .05 lbs. per inch of stroke

### F-1062DM1-00A



BUMPER OPTION - ADD .250 TO OAL

### Double Acting

Double Nose or Rear Pivot Mount

Standard Stroke Lengths:

1/2", 1", 1-1/2", 2", 2-1/2", 3", 4",

5", 6", 7", 8", 9", 10", 11", 12"

Maximum Stroke: 32"

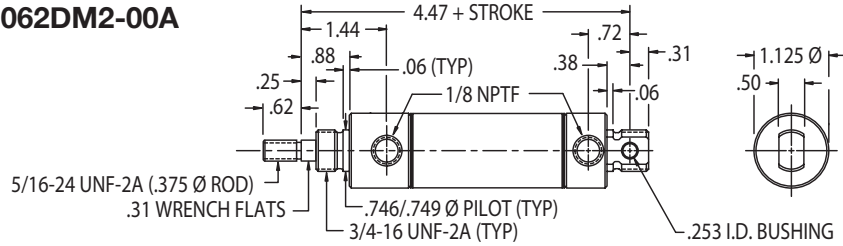
Optional Accessories:

- F-M127004 Rod Clevis

Base Weight .42 lbs.

Plus .05 lbs. per inch of stroke

### F-1062DM2-00A



BUMPER OPTION - ADD .250 TO OAL

### Double Acting

Double Rod

Standard Stroke Lengths:

1/2", 1", 1-1/2", 2", 2-1/2", 3", 4", 5", 6"

Maximum Stroke: 12"

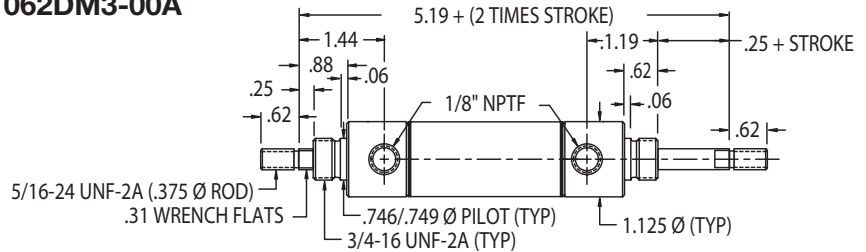
Optional Accessories:

- F-M127004 Rod Clevis

Base Weight: .60 lbs.

Plus .08 lbs. per inch of stroke

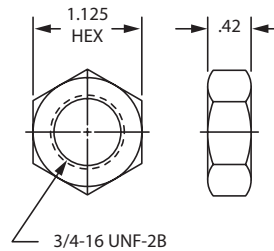
### F-1062DM3-00A



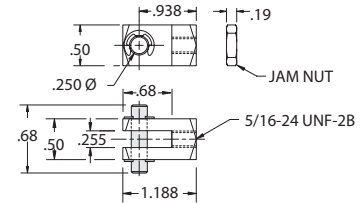
BUMPER OPTION - ADD .250 TO OAL

## 1-1/16" Bore Cylinder Specifications – Options & Accessories

- -10° to +165°F
- Piston Rod: Ground/Polished 303 Stainless Steel
- **Mounting nuts are not included**
- Bumpers are optional on all 1-1/16" bore cylinders
- Approximate Force Exerted: (0.9) x (Supply psi)
- Stroke tolerance ±.032



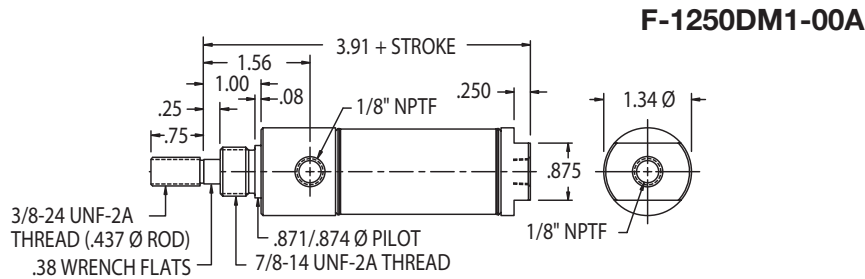
**Mounting Nut**  
F-M190006



**Rod Clevis**  
F-M127004

### OPTION

- Ports Rotated - 90° on DM2 (both)
- Viton® Seals - (for media or environment compatibility only)  
DM1 & DM2  
DM3
- Rod Wiper
- Side Port - DM1 (Add .25 to OAL)
- Rod Extension DM1, DM2
- Rod Thread Extension



BUMPER OPTION – ADD .250 TO OAL

### Double Acting

Front Nose Mount

Standard Stroke Lengths:

1/2", 1", 1-1/2", 2", 2-1/2", 3", 4", 5", 6"

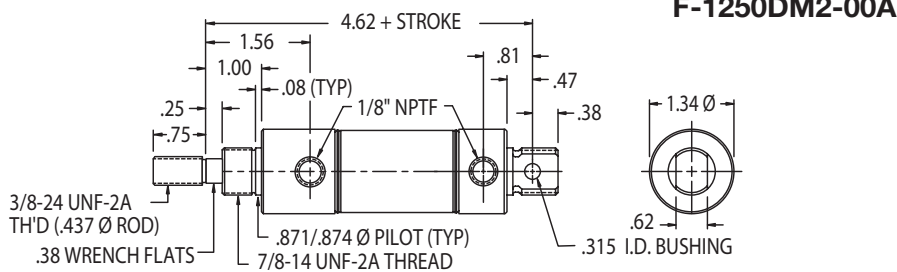
Maximum Stroke: 12"

Optional Accessories:

- F-M117013 Mounting Bracket

Base Weight: .51 lbs.

Plus .07 lbs. per inch of stroke



BUMPER OPTION – ADD .250 TO OAL

### Double Acting

Double Nose or Rear Pivot Mount

Standard Stroke Lengths:

1/2", 1", 1-1/2", 2", 2-1/2", 3", 4",

5", 6", 7", 8", 9", 10", 11", 12"

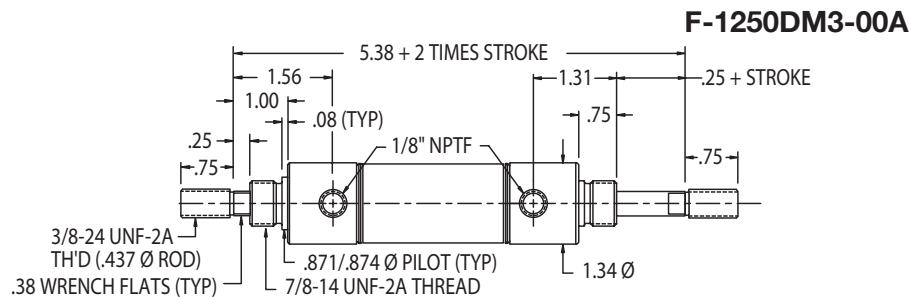
Maximum Stroke: 32"

Optional Accessories:

- F-M117013 Mounting Bracket

Base Weight: .61 lbs.

Plus .07 lbs. per inch of stroke



BUMPER OPTION – ADD .250 TO OAL

### Double Acting

Double Rod

Standard Stroke Lengths:

1/2", 1", 1-1/2", 2", 2-1/2", 3", 4", 5", 6"

Maximum Stroke: 12"

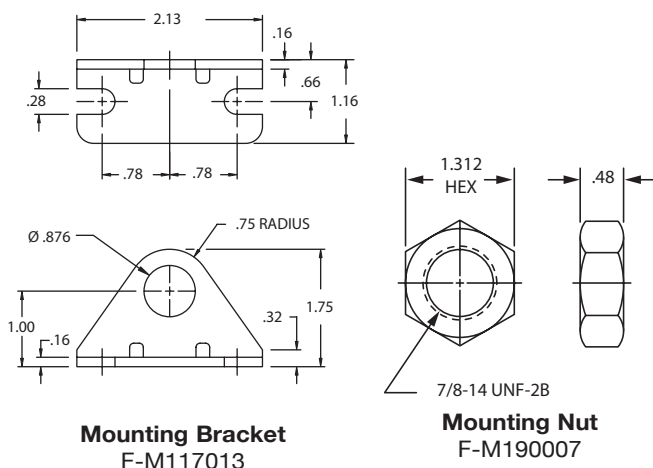
Optional Accessories:

- F-M117013 Mounting Bracket

Base Weight: .70 lbs.

Plus .14 lbs. per inch of stroke

## 1-1/4" Bore Cylinder Specifications – Options & Accessories



### OPTION

- Ports Rotated – 90° on DM2 (both)
- Viton® Seals – (for media or environment compatibility only)  
DM1 & DM2  
DM3
- Rod Wiper
- Side Port – DM1 (Add .25 to OAL)
- Rod Extension DM1, DM2
- Rod Thread Extension

- -10° to +165°F
- Piston Rod: Ground/Polished 303 Stainless Steel
- **Mounting nuts are not included**
- Bumpers are optional on all 1-1/4" bore cylinders
- Approximate Force Exerted: (1.2) x (Supply psi)
- Stroke tolerance ±.032

# F-Series Magnetic Interchange

# FABCO-AIR

## 1-1/2" Bore Cylinders

### Double Acting

Front Nose Mount

Standard Stroke Lengths:

1/2", 1", 1-1/2", 2", 2-1/2", 3", 4", 5", 6"

Maximum Stroke: 12"

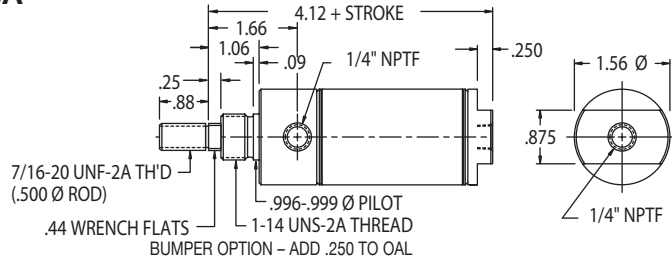
Optional Accessories:

- F-M127005 Rod Clevis

Base Weight: .74 lbs.

Plus .10 lbs. per inch of stroke

### F-1500DM1-00A



### Double Acting

Double Nose or Rear Pivot Mount

Standard Stroke Lengths:

1/2", 1", 1-1/2", 2", 2-1/2", 3", 4",

5", 6", 7", 8", 9", 10", 11", 12"

Maximum Stroke: 32"

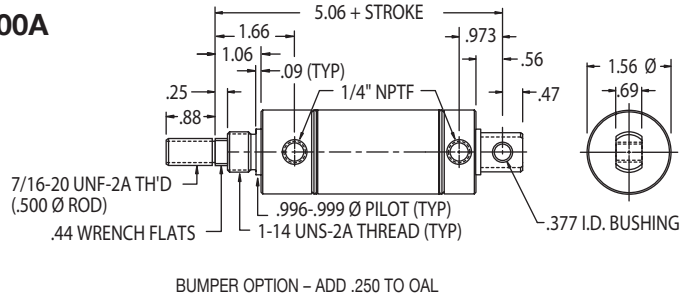
Optional Accessories:

- F-M127005 Rod Clevis

Base Weight: .87 lbs.

Plus .10 lbs. per inch of stroke

### F-1500DM2-00A



### Double Acting Double Rod

Standard Stroke Lengths:

1/2", 1", 1-1/2", 2", 2-1/2", 3", 4", 5", 6"

Maximum Stroke: 12"

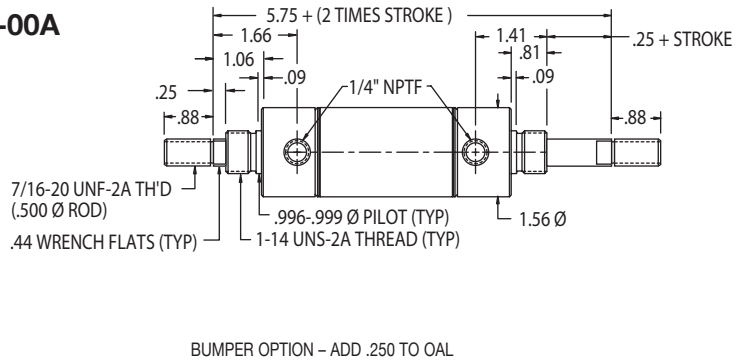
Optional Accessories:

- F-M127005 Rod Clevis

Base Weight: .94 lbs.

Plus .20 lbs. per inch of stroke

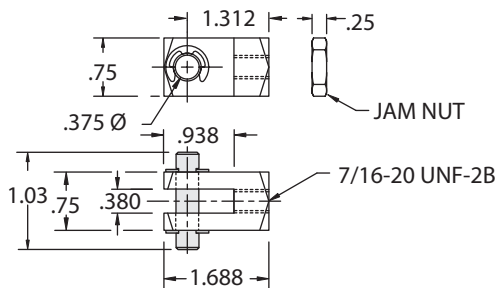
### F-1500DM3-00A



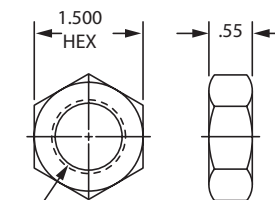
## 1-1/2" Bore Cylinder Specifications – Options & Accessories

- -10° to +165°F
- Piston Rod: Ground/Polished 303 Stainless Steel
- **Mounting nuts are not included**
- Bumpers are optional on all 1-1/2" bore cylinders
- Approximate Force Exerted: (1.7) x (Supply psi)
- Stroke tolerance ±.032

OPTION
• Ports Rotated – 90° on DM2 (both)
• Viton® Seals – (for media or environment compatibility only)
DM1 & DM2
DM3
• Rod Wiper –
• Side Port – DM1 (Add .25 to OAL)
• Rod Extension DM1, DM2
• Rod Thread Extension

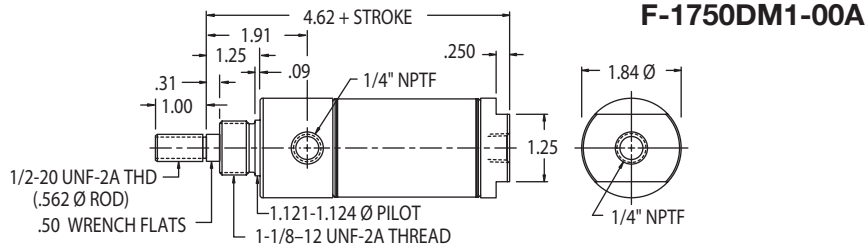


**Rod Clevis**  
F-M127005



**Mounting Nut**  
F-M190008





BUMPER OPTION - ADD .250 TO OAL

### Double Acting

Front Nose Mount

Standard Stroke Lengths:

1/2", 1", 1-1/2", 2", 2-1/2", 3", 4", 5", 6"

Maximum Stroke: 12"

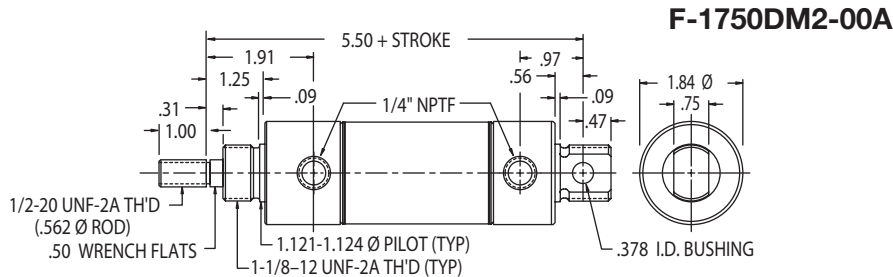
Optional Accessories:

- F-M117012 Mounting Bracket

- F-M127006 Rod Clevis

Base Weight: 1.14 lbs.

Plus .13 lbs. per inch of stroke



BUMPER OPTION - ADD .250 TO OAL

### Double Acting

Double Nose or Rear Pivot Mount

Standard Stroke Lengths:

1/2", 1", 1-1/2", 2", 2-1/2", 3", 4",

5", 6", 7", 8", 9", 10", 11", 12"

Maximum Stroke: 32"

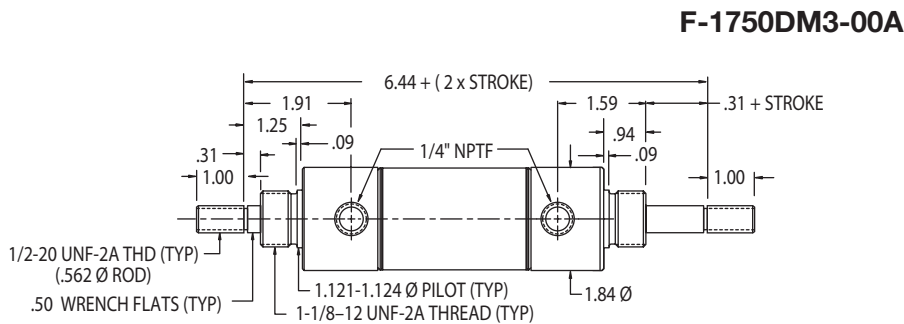
Optional Accessories:

- F-M117012 Mounting Bracket

- F-M127006 Rod Clevis

Base Weight: 1.30 lbs.

Plus .13 lbs. per inch of stroke



BUMPER OPTION - ADD .250 TO OAL

### Double Acting

Double Rod

Standard Stroke Lengths:

1/2", 1", 1-1/2", 2", 2-1/2", 3", 4", 5", 6"

Maximum Stroke: 12"

Optional Accessories:

- F-M117012 Mounting Bracket

- F-M127006 Rod Clevis

Base Weight: 1.40 lbs.

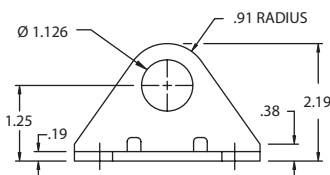
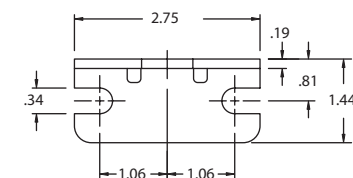
Plus .26 lbs. per inch of stroke

## 1-3/4" Bore Cylinder Specifications – Options & Accessories

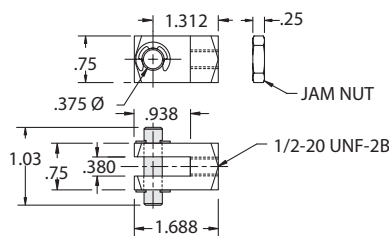
- -10° to +165°F
- Piston Rod: Ground/Polished 303 Stainless Steel
- **Mounting nuts are not included**
- Bumpers are optional on all 1-3/4" bore cylinders
- Approximate Force Exerted: (2.4) x (Supply psi)
- Stroke tolerance ±.032

### OPTION

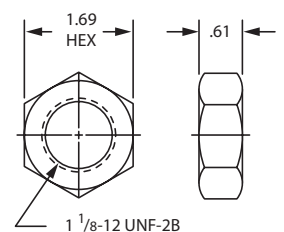
- Ports Rotated - 90° on DM2 (both)
- Viton® Seals - (for media or environment compatibility only)
- DM1 & DM2
- DM3
- Rod Wiper -
- Side Port - DM1 (Add .56 to OAL)
- Rod Extension DM1, DM2
- Rod Thread Extension



Mounting Bracket  
F-M117012



Rod Clevis  
F-M127006



Mounting Nut  
F-M190015

# F-Series Magnetic Interchange 2" Bore Cylinders

# FABCO-AIR

## Double Acting

Front Nose Mount

Standard Stroke Lengths:

1/2", 1", 1-1/2", 2", 2-1/2", 3", 4", 5", 6"

Maximum Stroke: 12"

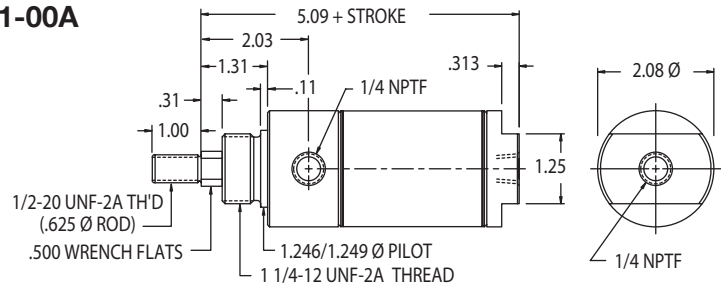
Optional Accessories:

- F-M127006 Rod Clevis

Base Weight: 1.55 lbs.

Plus .15 lbs. per inch of stroke

## F-2000DM1-00A



BUMPER OPTION - ADD .250 TO OAL

## Double Acting

Double Nose or Rear Pivot Mount

Standard Stroke Lengths:

1/2", 1", 1-1/2", 2", 2-1/2", 3", 4", 5", 6", 7", 8", 9", 10", 11", 12"

Maximum Stroke: 32"

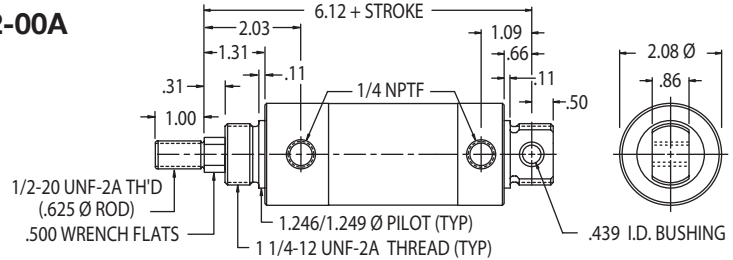
Optional Accessories:

- F-M127006 Rod Clevis

Base Weight: 1.80 lbs.

Plus .15 lbs. per inch of stroke

## F-2000DM2-00A



BUMPER OPTION - ADD .250 TO OAL

## Double Acting

Double Rod

Standard Stroke Lengths:

1/2", 1", 1-1/2", 2", 2-1/2", 3", 4", 5", 6"

Maximum Stroke: 12"

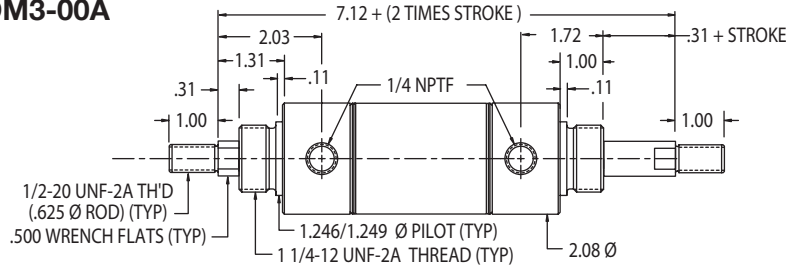
Optional Accessories:

- F-M127006 Rod Clevis

Base Weight: 1.90 lbs.

Plus .30 lbs. per inch of stroke

## F-2000DM3-00A

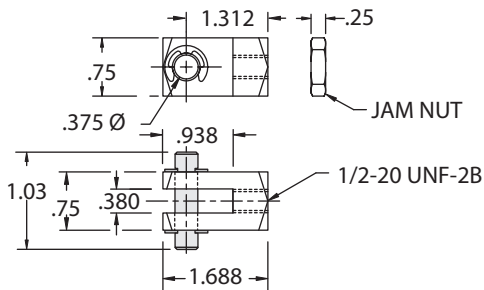


BUMPER OPTION - ADD .250 TO OAL

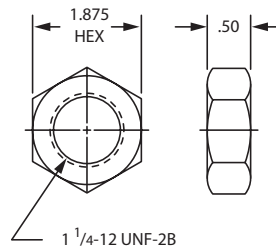
## 2" Bore Cylinder Specifications – Options & Accessories

- -10° to +165°F
- Piston Rod: Ground/Polished 303 Stainless Steel
- **Mounting nuts are not included**
- Bumpers are optional on all 2" bore cylinders
- Approximate Force Exerted: (3.1) x (Supply psi)
- Stroke tolerance ±.032

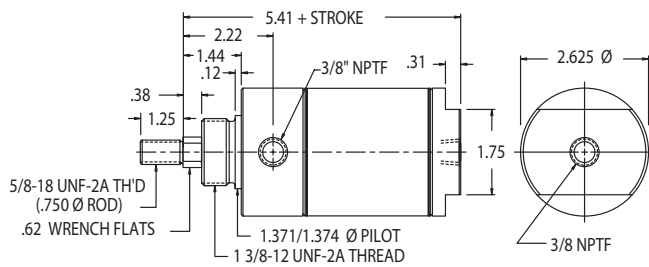
OPTION
• Ports Rotated – 90° on DM2 (both)
• Viton® Seals – (for media or environment compatibility only)
DM1 & DM2
DM3
• Rod Wiper –
• Side Port – DM1 (Add .56 to OAL)
• Rod Extension DM1, DM2
• Rod Thread Extension



**Rod Clevis**  
F-M127006



**Mounting Nut**  
F-M190009



**F-2500DM1-00A**

**Double Acting**

Front Nose Mount

Standard Stroke Lengths:

1/2", 1", 1-1/2", 2", 2-1/2", 3", 4", 5", 6"

Maximum Stroke: 12"

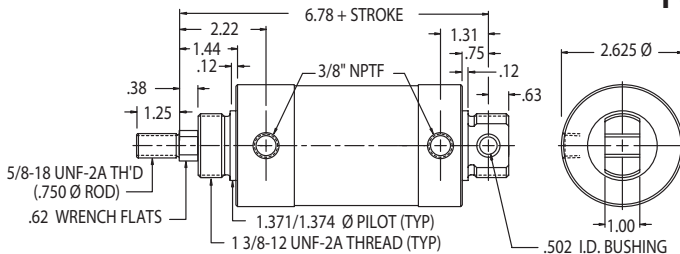
Optional Accessories:

• F-M127007 Rod Clevis

Base Weight: 2.48 lbs.

Plus .20 lbs. per inch of stroke

BUMPER OPTION – ADD .250 TO OAL



**F-2500DM2-00A**

**Double Acting**

Double Nose or Rear Pivot Mount

Standard Stroke Lengths:

1/2", 1", 1-1/2", 2", 2-1/2", 3", 4",

5", 6", 7", 8", 9", 10", 11", 12"

Maximum Stroke: 32"

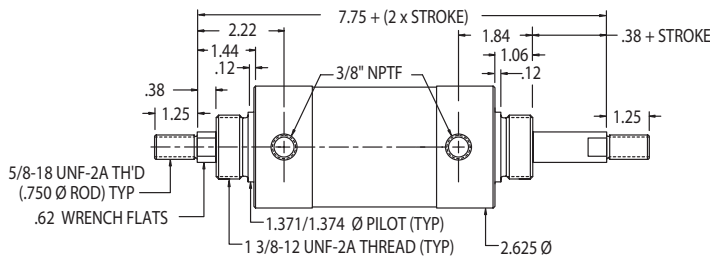
Optional Accessories:

• F-M127007 Rod Clevis

Base Weight: 2.90 lbs.

Plus .20 lbs. per inch of stroke

BUMPER OPTION – ADD .250 TO OAL



**F-2500DM3-00A**

**Double Acting**

Double Rod

Standard Stroke Lengths:

1/2", 1", 1-1/2", 2", 2-1/2", 3", 4", 5", 6"

Maximum Stroke: 12"

Optional Accessories:

• F-M127007 Rod Clevis

Base Weight: 3.15 lbs.

Plus .40 lbs. per inch of stroke

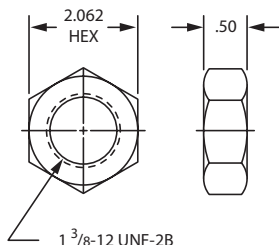
BUMPER OPTION – ADD .250 TO OAL

## 2-1/2" Bore Cylinder Specifications – Options & Accessories

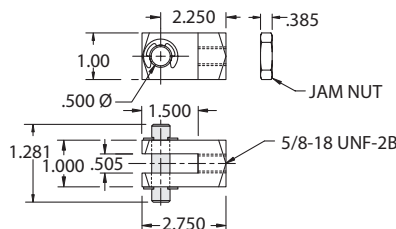
- -10° to +165°F
- Piston Rod: Ground/Polished 303 Stainless Steel
- **Mounting nuts are not included**
- Bumpers are optional on all 2-1/2" bore cylinders
- Approximate Force Exerted: ( 5.0 ) x ( Supply psi )
- Stroke tolerance ±.032

**OPTION**

- Ports Rotated – 90° on DM2 (both)
- Viton® Seals – (for media or environment compatibility only)
- DM1
- DM2
- DM3
- Rod Wiper –
- Side Port - DM1. (Add .38 to OAL)
- Rod Extension DM1, DM2
- Rod Thread Extension



**Mounting Nut**  
F-M190012

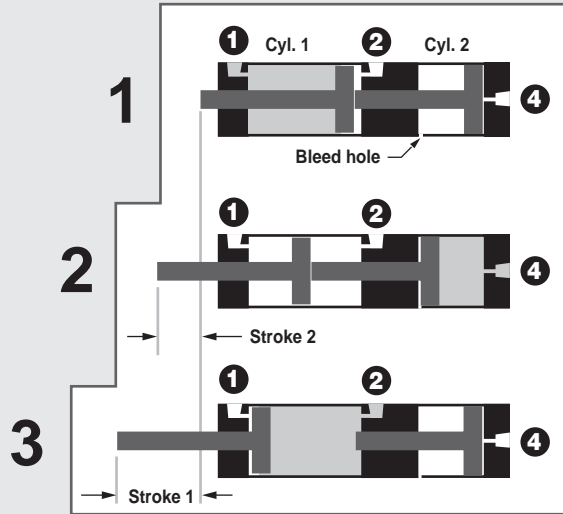


**Rod Clevis**  
F-M127007

## 3-Position (Tandem) Cylinders

Tandem cylinders are generally used when three distinct rod positions are required from a single cylinder body. Two cylinders are assembled tip-to-tail with a common center head. Using cylinders with two different lengths (the shorter located on the rear cylinder), enables the front rod to be extended from "home" to a positive mid-position or to full extension.

### How they work



Exposed rod is in retracted "home" position when port 1 is pressurized and ports 2 & 4 are open to atmosphere.

Rod is extended to mid position when port 4 is pressurized and ports 1 & 2 are open to atmosphere.

Rod is fully extended when port 2 is pressurized and ports 1 & 4 are open to atmosphere.

Pressure applied to piston     Open to Atmosphere

### How to Order

Series Bore Mounting  
**F-1500**    **D1**

#### Bore Size (4 digits)

0750 = 3/4"  
 1062 = 1-1/16"  
 1500 = 1-1/2"  
 2000 = 2"

#### Mounting Style (2 digits)

D1 = Double Acting Nose Mount

Stroke 1    Stroke 2    Options  
 - **06A** - **04A** - **12**

#### Options (2 digits)

12 = Magnetic Piston both ends  
 Leave blank if magnetic piston is not required

**Cyl. 2 Stroke**  
**Cyl. 1 Stroke**

In the order example above, when port 4 is pressurized, the cylinder will stroke 4". When port 2 is pressurized, the cylinder will stroke an additional 2" for a total of 6".

For cylinder 2 strokes over 8" and/or combined strokes over 24", consult factory.

Stroke Tolerance	
3/4" thru 1-1/2" bore	+0.075 / -0.040
2" bore	+0.095 / -0.060

#### Full Inch Stroke (2 digits)

00 = 0"  
 01 = 1"  
 02 = 2"  
 03 = 3"  
 :  
 08 = 8" (max. cyl. 2 stroke)

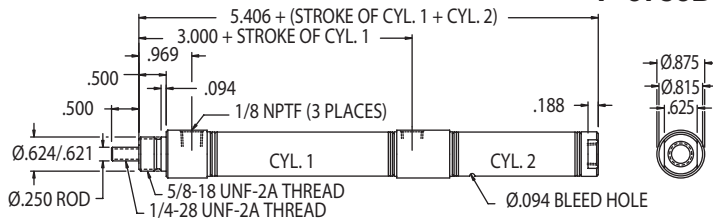
#### Note:

Total Stroke 1 + Stroke 2 not to exceed 24"

#### Fractional Inch Stroke

(1 digit)  
 A = 0"  
 I = 1/2"

### F-0750D1-00A-00A-00

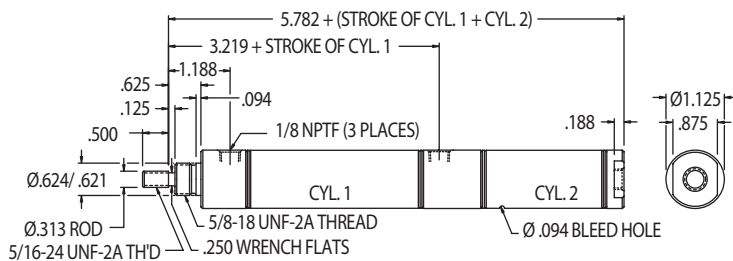


3/4" Bore  
Front Nose Mount

Available Stroke Lengths:  
Cyl. 2 – 1/2" increments to 8"  
Cyl. 1 – 1/2" increments  
Total stroke 1 + stroke 2 not to exceed 24"

Optional Accessories:  
•F-M117005 Mounting Bracket  
See details page 61

### F-1062D1-00A-00A-00

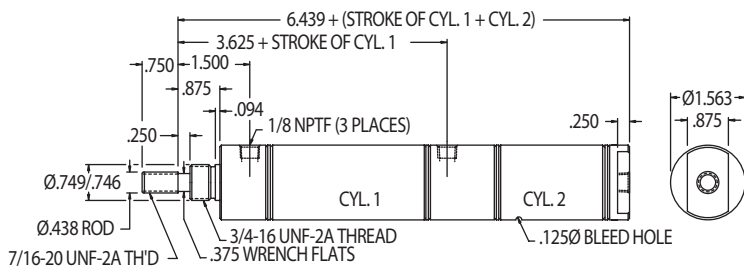


1-1/16" Bore  
Front Nose Mount

Available Stroke Lengths:  
Cyl. 2 – 1/2" increments to 8"  
Cyl. 1 – 1/2" increments  
Total stroke 1 + stroke 2 not to exceed 24"

Optional Accessories:  
•F-M117005 Mounting Bracket  
See details page 61

### F-1500D1-00A-00A-00

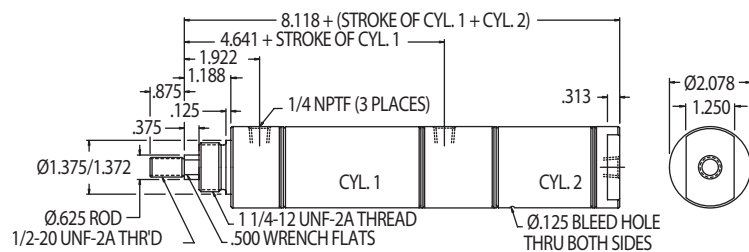


1-1/2" Bore  
Front Nose Mount

Available Stroke Lengths:  
Cyl. 2 – 1/2" increments to 8"  
Cyl. 1 – 1/2" increments  
Total stroke 1 + stroke 2 not to exceed 24"

Optional Accessories:  
•F-M117007 Mounting Bracket  
See details page 61

### F-2000D1-00A-00A-00



2" Bore  
Front Nose Mount

Available Stroke Lengths:  
Cyl. 2 – 1/2" increments to 8"  
Cyl. 1 – 1/2" increments  
Total stroke 1 + stroke 2 not to exceed 24"

Optional Accessories:  
•F-M117009 Mounting Bracket  
See details page 61

## F-Series

### Hole Punch Cylinders

Fabco-Air's rugged Hole Punch Cylinder enables trouble-free punching of millions of holes in plastic film; ideally suited for LLDPE (linear low density polyethylene). A major feature allows punch replacement without having to replace the cylinder. Available in eight different hole punch sizes from 1/8" to 3/4," razor sharp plastic punches are self-sharpening and significantly outlast conventional steel punches in most applications.

An air ejector, foam ejector, and auto ejector are offered as options. These ejectors discharge material slugs from the center of the punch and prevent debris build-up.

Punches may be used with any F-Series cylinder that has 1/4-28 UNF-2A male threads. For your convenience, Fabco-Air has configured three standard cylinders designed specifically for hole punch applications. A thread extension of 1/2" aids punch position adjustment. Elastomer bumpers are included to ensure quiet operation. The cylinders are rated for 250 psi. A mounting nut is included.

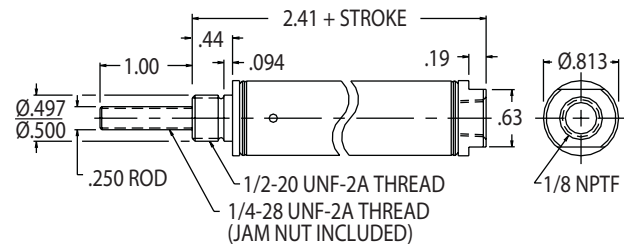
# FABCO-AIR



**Stroke Tolerance  $\pm .032$**

#### 3/4" Bore Single Acting Spring Return **FM-12263-001** 1/2" Stroke

- Bumpers
- 1/2" Thread Extension
- Mounting Nut Included

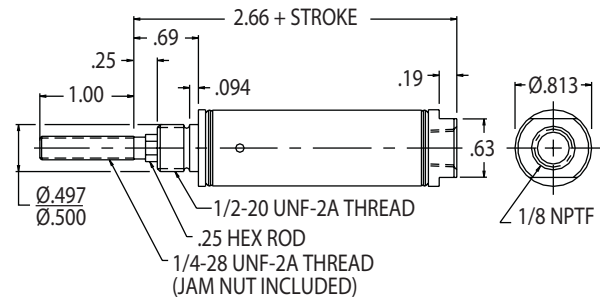


#### 3/4" Bore Single Acting Spring Return **FM-12263-01A** 1" Stroke

- Bumpers
- 1/2" Thread Extension
- Mounting Nut Included

#### 3/4" Bore Single Acting Spring Return **FM-12264-001** 1/2" Stroke – Non-Rotating Rod

- Bumpers
- 1/2" Thread Extension
- Mounting Nut Included

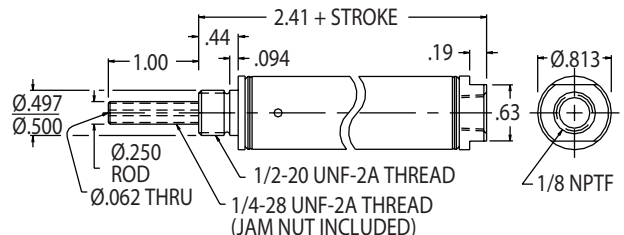


#### 3/4" Bore Single Acting Spring Return **FM-12264-01A** 1" Stroke – Non-Rotating Rod

- Bumpers
- 1/2" Thread Extension
- Mounting Nut Included

#### 3/4" Bore Single Acting Spring Return **FM-12265-001** 1/2" Stroke – Hollow Rod for air ejector applications

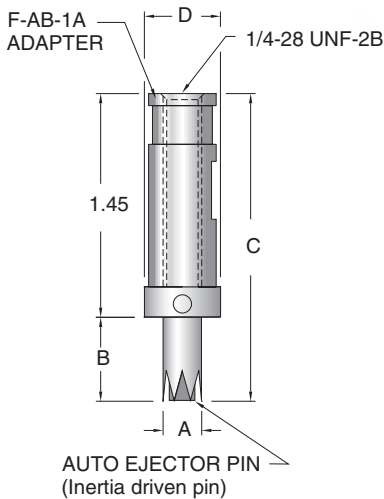
- Bumpers
- 1/2" Thread Extension
- Mounting Nut Included



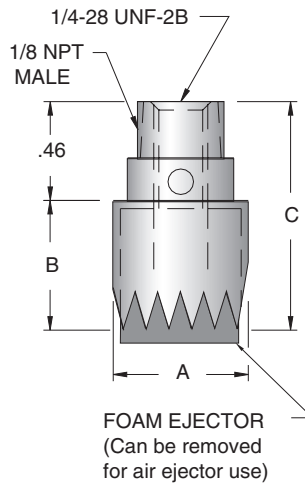
#### 3/4" Bore Single Acting Spring Return **FM-12265-01A** 1" Stroke – Hollow Rod for air ejector applications

- Bumpers
- 1/2" Thread Extension
- Mounting Nut Included

**Punch for Hole  
Diameters 1/8" and 1/4"  
shown below with  
#F-AB-1A Adapter**



**Punch for Hole  
Diameters 3/8" - 3/4"**



## Benefits

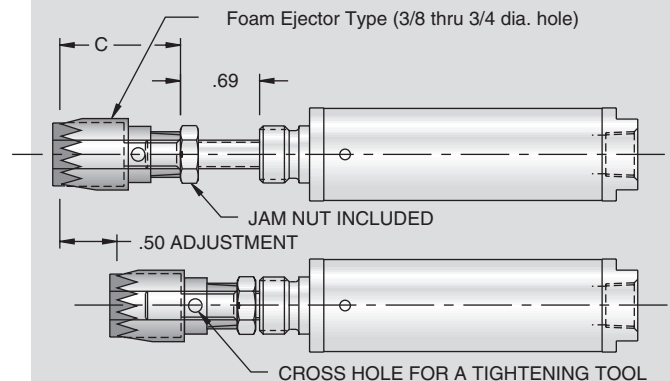
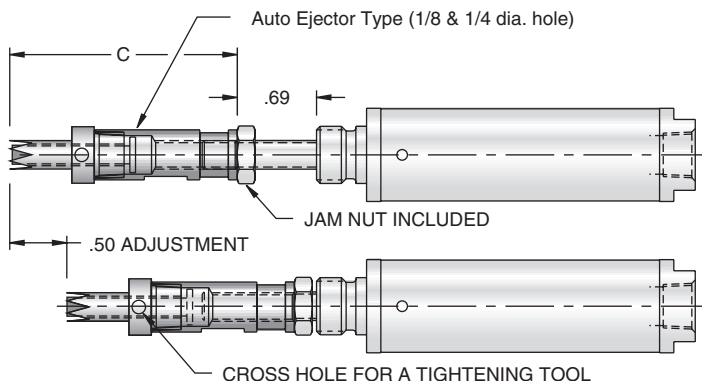
- Punches are replaceable without replacing cylinder.
- Punches are self sharpening, light weight plastic. Made from specially formulated material, these punches regularly outlast steel punches in most applications.
- Auto-Ejector is standard on 1/8" and 1/4" diameters.
- Foam ejector is standard on 3/8" to 3/4" diameters.
- Punch locations are adjustable along cylinder rod.
- Excellent for use in:
  - Linear Low Density Polyethylene Film (LLDPE)
  - Polyethylene film up to 3 mil thickness
  - Polypropylene film up to 1 mil thickness

Part #	Hole Dia.	A	B	C	D	Ejector Type	Adapter Required	†Package Price
F-PCN-18	1/8"	.125	.54	1.99	.44	Auto Ejector Pin	F-AB-1A (\$27.11 ea.)	\$60.26
F-PCN-14	1/4"	.250	.54	1.99	.44	Auto Ejector Pin	F-AB-1A (\$27.11 ea.)	58.24
F-PCN-38	3/8"	.375	.54	1.00	NA	Foam Ejector	None	99.03
F-PCN-716	7/16"	.437	.54	1.00	NA	Foam Ejector	None	58.24
F-PCN-12	1/2"	.500	.54	1.00	NA	Foam Ejector	None	58.24
F-PCN-916	9/16"	.562	.60	1.06	NA	Foam Ejector	None	66.80
F-PCN-58	5/8"	.625	.60	1.06	NA	Foam Ejector	None	66.80
F-PCN-34	3/4"	.750	.60	1.06	NA	Foam Ejector	None	84.08

Note:

1. Punch standard package quantity is 5 pieces.
2. Adapters are available individually, and are not supplied with the punch.
3. For air ejection applications, use hollow rod cylinders type FM12265.
4. Jam nuts are included with all "Hole Punch" cylinders.

## Cylinder and Punch Assemblies



## Position Feedback Cylinders

### General Technical Data

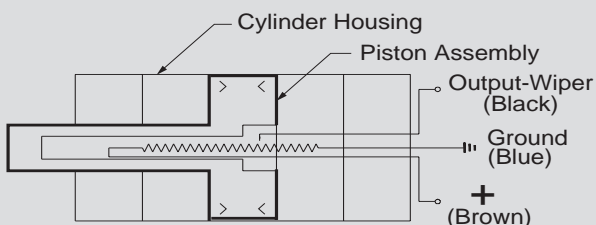
The **PFA Series** is an economical pneumatic linear actuator that contains an internal Linear Resistive Transducer (LRT). It is ideal for applications where traditional magnetic position sensing is not acceptable. Additionally, the **PFA Series** is conducive where variations in cylinder stroke and speed are required or where an application calls for continuous position monitoring.

- Operating pressure: 150 psi max.
- Recommended Media: Filtered, clean, dry "non-condensing" compressed air. Do not apply any fluids that may be electrically conductive. Water-based fluids should not be used.

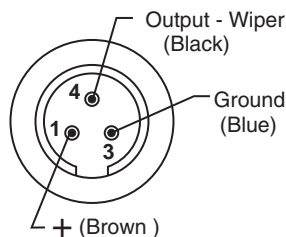
### Electrical Specifications

Electrical Resistance	1000 ohms (± 20%) per inch of stroke
Resolution	Infinite (limited by interfacing electronics)
Temperature Range	0° F to 160° F
Life Rating	500 million inches of travel on transducer
Linearity	±1% of stroke (or better)
Interface	6" cable with M8x1 Quick Connect
Signal Input	Typically 10 VDC
Maximum Speed	50 in/sec
Maximum Standard Stroke	18 inches (longer strokes available upon request)
Maximum Current	1 microamp required from the transducer

### LRT Circuit Diagram



### Connector Pin Assignments



### How to Order Cylinder

**Basic Series** F - 10 AM 1 - 06 A 01 - [ ] [ ] [ ] [ ] [ ]

**Cylinder Bore**  
 10 = 1-1/16"  
 15 = 1-1/2"  
 20 = 2"  
 25 = 2-1/2"  
 30 = 3"

**Cylinder Type**  
 AM = PFA Series

**Cylinder Mounting**  
 1 = Front Nose  
 2 = Rear Pivot

**"Standard" Full Inches of Stroke**  
 01 = 1" Stroke    06 = 6" Stroke  
 02 = 2" Stroke    08 = 8" Stroke  
 03 = 3" Stroke    12 = 12" Stroke  
 04 = 4" Stroke    18 = 18" Stroke (Max. Available)

Note: Non-standard stroke lengths will increase lead time.

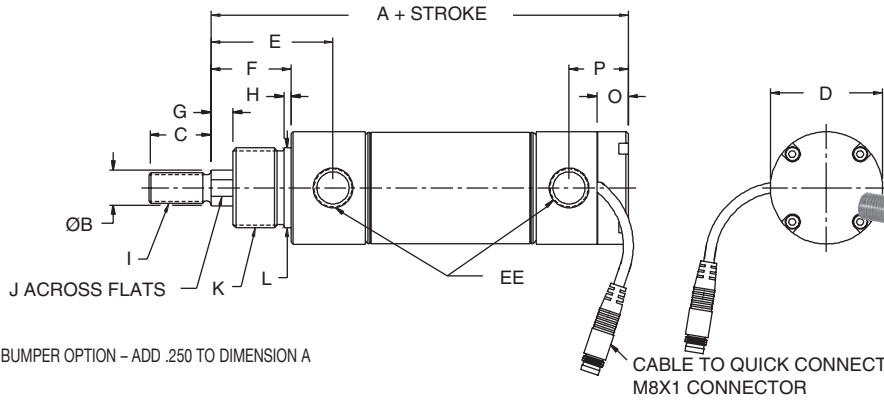
**Rod and/or Thread Extension**  
 1A \_\_\_ = Rod Extension (Code is 1A plus 3 digits)  
 Example: 1A01A = 1" + no fractional inch ext'n.  
 2A \_\_\_ = Thread Extension (Code is 2A plus 3 digits)  
 Example: 2A01E = 1-1/4" extension.  
 RT \_\_\_ = Rod and Thread Extension (Code is RT plus 6 digits; specify rod extension first)  
 Example: RT02A01M = 2" rod & 1-3/4" thread ext'n.

**Options**  
 00 = No Options (or leave blank)  
 01 = Bumpers

**Fractional Inches of Stroke**  
 A = 0"  
 I = 1/2"

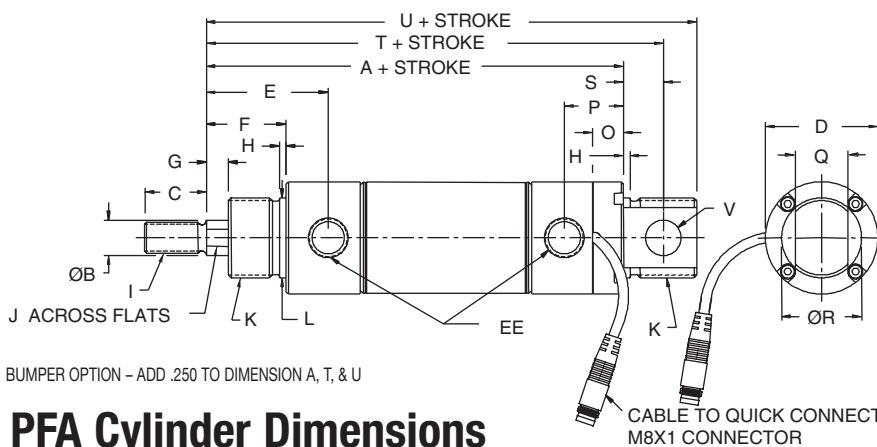
Note that the **PFA Series** can integrate with some Fabco-Air slide products. Contact your local distributor or Fabco-Air engineering for details.





Front Nose Mount - 150 psi Max.  
Cylinder Type AM1  
Rod wiper is standard.  
Mounting nut is not included.

See page 61 for accessory details.



Rear Pivot Mount - 150 psi Max.  
Cylinder Type AM2  
Rod wiper is standard.  
Mounting nut is not included.  
Pivot bushing NOT available.

Note:  
Remove pivot mount attachment and rotate 90° to align pivot eye to ports.

See page 61 for accessory details.

### PFA Cylinder Dimensions

	1-1/16" Bore Bore Code 10	1-1/2" Bore Bore Code 15	2" Bore Bore Code 20	2-1/2" Bore Bore Code 25	3" Bore Bore Code 30
A	4.59	4.88	5.46	6.41	6.78
B	0.375	0.500	0.625	0.750	0.750
C	0.63	0.88	1.00	1.25	1.25
D	1.312	1.58	2.08	2.63	3.16
E	1.75	1.72	1.92	2.25	2.16
F	1.06	1.13	1.188	1.50	1.438
G	0.31	0.31	0.38	0.44	0.44
H	0.09	0.09	0.13	0.13	0.19
I	5/16-24 UNF	7/16-20 UNF	1/2-20 UNF	5/8-18 UNF	5/8-18 UNF
J	0.31	0.44	0.50	0.63	0.63
K	7/8-14 UNF	1 1/8-12 UNF	1 1/4-12 UNF	1 3/8-12 UNF	1 1/2-12 UNF
L	0.875	1.125	1.375	1.500	1.625
O	0.44	0.41	0.50	0.56	0.63
P	0.84	0.83	0.93	1.13	1.47
Q	0.38	0.63	0.75	0.88	0.88
R	0.875	1.125	1.375	1.500	1.625
S	0.47	0.56	0.56	0.75	0.81
T	5.06	5.44	6.02	7.16	7.59
U	5.34	5.91	6.46	7.78	8.22
V	0.250	0.375	0.375	0.500	0.500
EE	1/8 NPTF	1/4 NPTF	1/4 NPTF	3/8 NPTF	3/8 NPTF

## Port Mounted Flow Controls

# FABCO-AIR

### Swivel, Brass Body Flow Controls

- Full 360° Swivel • Compact Size • Pre-applied thread sealant

#### SPECIFICATIONS

- Male sizes:
  - #10-32, 1/8 NPT, 1/4 NPT
- Female NPT or instant tube connections:
  - 10-32, 1/8 NPT, 1/4 NPT,
  - 5/32" T, 1/4" T, 3/8" T
- Choice of controlled flow direction
  - Valve mount – Meter in
  - Cylinder mount – Meter out
- Operating pressure to 150 PSI (10 bar)
- Operating temperature: -25° to 250°F

#### Easy Disassembly for Maintenance



PC1-K

PC2-A

PC4-L

See dimensions and flow information on next page.

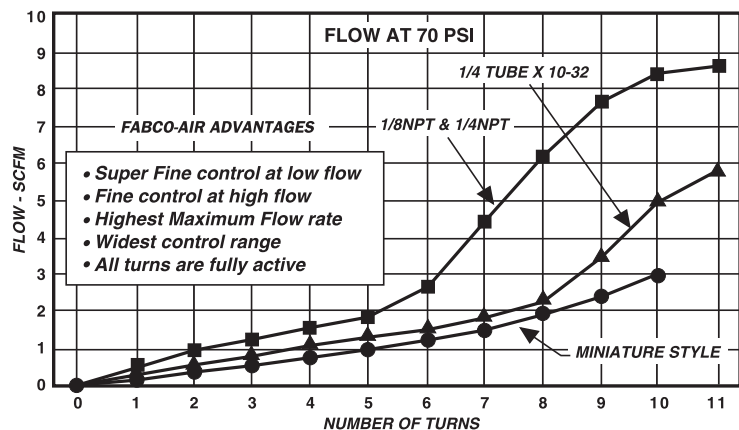
### Swivel, Molded Body Flow Controls

- Full 360° Swivel • Compact Size • Pre-applied thread sealant

#### SPECIFICATIONS

- Male sizes:
  - #10-32, 1/8 NPT, 1/4 NPT, 3/8 NPT
- Female instant tube connections:
  - 5/32" T, 1/4" T, 3/8" T
- Operating pressure to 150 PSI (10 bar)
- Operating temperature:
  - 0 to 160°F (-18°C to 70°C)
- High flow rates (see chart at right)
- Use with air or other inert gas only
- Not recommended for use with liquids
- Meter out only

FLOW CHARACTERISTICS OF FABCO-AIR VALVES



## How to Order Model Numbers & Dimensions

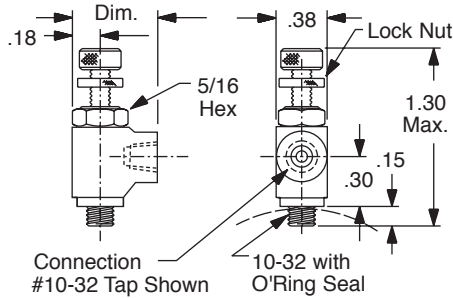


#### KNOB ADJUSTABLE VALVES

Model No.	Description	Price	A	B max	C	Flow (Cv)
PK-82010	5/32 tubing x 10-32	-	0.68	0.45	1.08	0.05
PK-82012	5/32 tubing x 1/8 NPT	-	1.05	0.75	1.25	0.13
PK-82014	5/32 tubing x 1/4 NPT	-	1.17	0.75	1.37	0.13
PK-82040	1/4 tubing x 10-32	-	0.95	0.75	1.30	0.08
PK-82042	1/4 tubing x 1/8 NPT	-	1.05	0.75	1.30	0.13
PK-82044	1/4 tubing x 1/4 NPT	-	1.17	0.75	1.40	0.13
PK-82046	1/4 tubing x 3/8 NPT	-	1.38	0.92	1.75	0.27
PK-82064	3/8 tubing x 1/4 NPT	-	1.34	0.92	1.70	0.27
PK-82066	3/8 tubing x 3/8 NPT	-	1.38	0.92	1.75	0.27

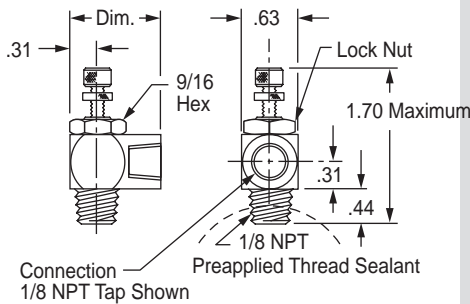
### Size 1 10-32 Male Thread

#### Knob Adjustment



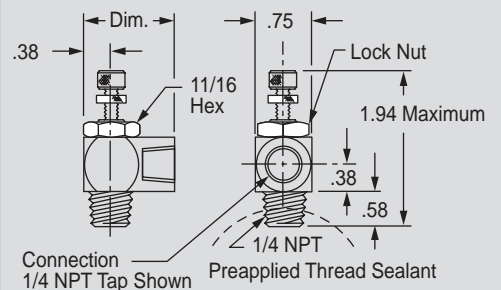
### Size 2 1/8 NPT Male Thread

#### Knob Adjustment

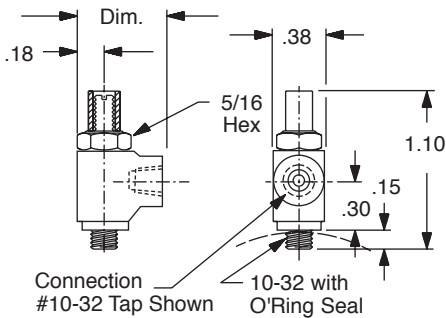


### Size 4 1/4 NPT Male Thread

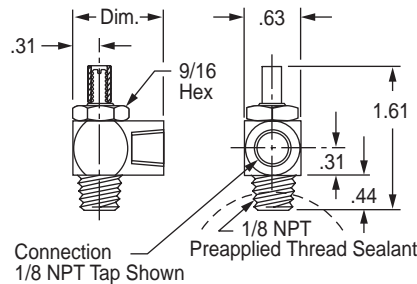
#### Knob Adjustment



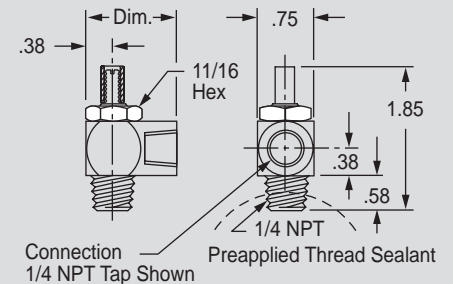
#### Screwdriver Adjustment



#### Screwdriver Adjustment



#### Screwdriver Adjustment



#### Flow Characteristics Typical Free Flow Maximum

Supply Pressure	Flow Rate
60 psi	1.1 SCFM
100 psi	1.8 SCFM

#### Flow Characteristics Typical Free Flow Maximum

Supply Pressure	Flow Rate
60 psi	10.4 SCFM
100 psi	16.0 SCFM

#### Flow Characteristics Typical Free Flow Maximum

Supply Pressure	Flow Rate
60 psi	15.9 SCFM
100 psi	24.8 SCFM

Male Thread	Adjustment	Connection	Model Number / Price				Dim.
			Valve Mount Meter In	Price	Cylinder Mount Meter Out	Price	
Size #1 #10-32	Knob	10-32 Tap	PV1-A	-	PC1-A	-	.63
		5/32" Tube	PV1-C	-	PC1-C	-	1.16
	Screwdriver	10-32 Tap	PV1-K	-	PC1-K	-	.63
		5/32" Tube	PV1-M	-	PC1-M	-	1.16
Size #2 1/8 NPT	Knob	1/8 NPT Tap	PV2-A	-	PC2-A	-	1.00
		5/32" Tube	PV2-C	-	PC2-C	-	1.65
		1/4" Tube	PV2-D	-	PC2-D	-	1.63
	Screwdriver	1/8 NPT Tap	PV2-K	-	PC2-K	-	1.00
		5/32" Tube	PV2-M	-	PC2-M	-	1.65
		1/4" Tube	PV2-N	-	PC2-N	-	1.63
Size #4 1/4 NPT	Knob	1/4 NPT Tap	PV4-A	-	PC4-A	-	1.25
		1/4" Tube	PV4-B	-	PC4-B	-	1.75
		3/8" Tube	PV4-C	-	PC4-C	-	2.00
	Screwdriver	1/4 NPT Tap	PV4-K	-	PC4-K	-	1.25
		1/4" Tube	PV4-L	-	PC4-L	-	1.75
		3/8" Tube	PV4-M	-	PC4-M	-	2.00

## Magnetic Position Sensors

Temperature range: -4° to +176°F (-20° to +80C)

Magnetically operated reed switches and electronic sensors can be mounted anywhere along the length and circumference of the cylinder. A magnetic piston is required and is standard on Magnetic Interchange cylinders. Specify Magnetic Piston Option “-03” for other F-Series models or “-12” for 3-position models

Dovetail Style Sensors		Prewired 9 ft. Leadwire	Quick Disconnect*
Sensor Type	Electrical Characteristics	Part No.	Part No.
Reed (No LED)	0-120 VDC/VAC, 0.5 Amp Max current, 5 Watt Max, 0 Voltage Drop	949-000-001 . . . . . -	949-000-301 . . . . . -
Reed (LED)	5-120 VDC/VAC, 0.03 Amp Max current, 4 Watt Max, 2.0 Voltage Drop	949-000-002 . . . . . -	949-000-302 . . . . . -
Electronic (LED)	Sourcing PNP 5-28 VDC, 0.20 Amp Max current, 1.0 Voltage Drop	949-000-031 . . . . . -	949-000-331 . . . . . -
Electronic (LED)	Sinking NPN 5-28 VDC, 0.20 Amp Max current, 1.0 Voltage Drop	949-000-032 . . . . . -	949-000-332 . . . . . -

\*Note: Quick disconnect styles are supplied with 6 inch pigtail with male connector. Order female cordsets separately from chart below.

- Encased in a plastic housing, dovetail style sensors are corrosion resistant. 60° wire outlet allows close mounting.
- Two methods of mounting are available: one is fastened to the cylinder barrel with a **band clamp** (not included with sensor – must be ordered separately); the second is an adhesive-backed **mounting rail** with twin dovetail slots.

F-Series cylinder with rail mounted dovetail sensors shown on one of Fabco-Air's linear slide products.

### Mounting Options



**Band Clamp Adapter for Dovetail Sensors**  
(Must be ordered separately)

**Part No. 900-300-000**

**Dovetail Rail** as shown above (must be ordered separately). Order by **Part No. “ER – length”** where the length is known, or by **“ER – cylinder model no.”**  
Example: “ER-F-1062D02-04A-03”  
Model no. of cylinder allows factory to determine the length needed. (Estimated length for pricing purposes is “stroke + 1”)  
**Price: \$3.10 + \$1.10 per inch length**  
Supplied with double sided tape affixed.  
**Application recommendations:**  
a) Clean cylinder body O.D. with acetone. Remove all oil from surface.

- b) Do not apply the rail over the crimped body edge.
  - c) Double check positioning of the rail.
  - d) High performance double sided tape offers convenient “peel and stick” but is very aggressive, giving you only one chance. Be careful !
  - e) Remove protective film from tape and place rail in desired position.
  - f) Firmly press the rail to cylinder body.
- Alternatively, the extruded aluminum rail can be fastened using Loctite® U-05FL urethane adhesive or similar. Follow product manufacturer's recommendations for application.

Clamp on Style Sensors		Prewired 9 ft. Leadwire	Quick Disconnect*
Sensor Type	Electrical Characteristics	Part No.	Part No.
Reed (LED)	5-120 VAC/VDC, 0.5 AMP Max, 10 Watt Max, SPST N.O. 3.5 voltage drop	9-2A197-1003 . . . . . -	9-2A197-1303 . . . . . -
Electronic (LED)	Sourcing, PNP, 6-24 VDC, 0.5 Amp Max, 1.0 voltage drop	9-2A197-1031 . . . . . -	9-2A197-1331 . . . . . -
Electronic (LED)	Sinking, NPN, 6-24 VDC, 0.5 Amp Max, 1.0 voltage drop	9-2A197-1032 . . . . . -	9-2A197-1332 . . . . . -



**Band Clamp for Clamp On Sensors**  
(must be ordered separately)


**Part No. 800-A00-000**



Prewired style sensors are supplied with a 9 foot leadwire.

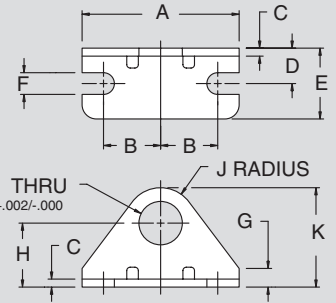
\*Quick disconnect style sensors are supplied with male connector as shown in this photo. Order female cordsets separately from the chart below.

Female Cordsets for Quick Disconnect Sensors		
Cordset Length	Part No.	Price
1 Meter	CFC-1M	-
2 Meters	CFC-2M	-
5 Meters	CFC-5M	-



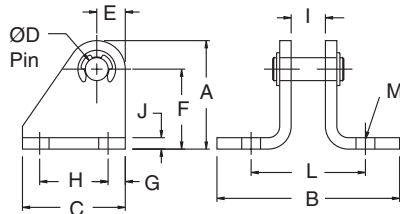
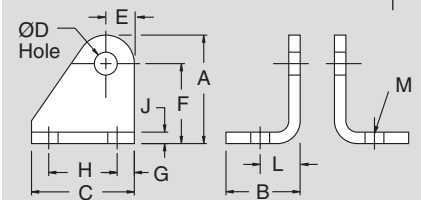
## Nose Mounting Brackets

A	B	C	D	E	F	G	H	I	J	K	Part #	Price
1.00	.38	.063	.25	.38	.14	.13	.438	.251	.31	.75	F-M117001	-
1.00	.38	.063	.25	.38	.14	.13	.438	.376	.31	.75	F-M117002	-
1.38	.50	.094	.38	.69	.20	.13	.563	.438	.38	.83	F-M117003	-
1.38	.50	.063	.31	.63	.20	.13	.563	.376	.31	.88	F-M117004	-
1.88	.75	.125	.56	1.00	.26	.25	.813	.626	.56	1.38	F-M117005	-
1.63	.63	.094	.44	.75	.20	.19	.688	.501	.41	1.09	F-M117006	-
2.50	.94	.125	.75	1.50	.28	.63	1.000	.751	.75	1.75	F-M117007	-
3.00	1.13	.188	.88	1.50	.34	.75	1.250	1.032	.91	2.13	F-M117008	-
3.13	1.13	.250	1.00	1.63	.34	.63	1.500	1.376	1.00	2.50	F-M117009	-
3.75	1.44	.250	1.00	1.63	.34	.75	1.750	1.501	1.25	3.00	F-M117010	-
4.38	1.75	.250	1.00	1.63	.34	.89	1.890	1.626	1.25	3.14	F-M117011	-
2.75	1.06	.188	.81	1.44	.34	.38	1.250	1.126	.91	2.19	F-M117012	-
2.13	.78	.157	.66	1.16	.28	.32	1.000	.876	.75	1.75	F-M117013	-

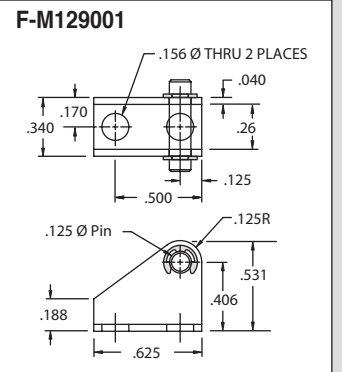


## Pivot Mounting Brackets

A	B	C	D	E	F	G	H	J	L	M	Part #	Price
.77	.50	.75	.157	.20	.56	.13	.50	.063	.28	.20	F-M029002	-
1.19	.81	1.13	.250	.31	.88	.19	.75	.125	.44	.26	F-M029003	-
1.75	1.00	1.50	.375	.38	1.38	.25	1.00	.125	.63	.26	F-M029004	-
1.75	1.13	1.50	.500	.38	1.38	.25	1.00	.250	.69	.26	F-M029006	-

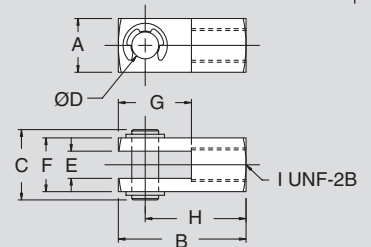


A	B	C	D	E	F	G	H	I	J	L	M	Part #	Price
.77	1.34	.75	.157	.20	.56	.13	.50	.34	.063	.90	.20	F-M129002	-
1.19	2.00	1.13	.250	.31	.88	.19	.75	.38	.125	1.25	.26	F-M129003	-
1.75	2.88	1.50	.375	.38	1.38	.25	1.00	.63	.250	2.00	.26	F-M129005	-
1.19	2.12	1.13	.250	.31	.88	.19	.75	.50	.125	1.38	.26	F-M229003	-
1.75	3.00	1.50	.375	.38	1.38	.25	1.00	.75	.250	2.13	.26	F-M229005	-
2.25	3.88	1.75	.500	.50	1.75	.25	1.25	.88	.250	2.63	.26	F-M229006	-



## Rod Clevises

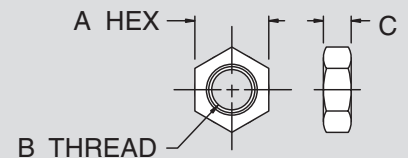
A	B	C	D	E	F	G	H	I	Part #	Price
.31	.56	.53	.125	.13	.31	.38	.44	#5-40	F-M127001	-
.38	.94	.56	.188	.19	.38	.56	.75	#10-32	F-M127002	-
.50	1.19	.68	.250	.25	.50	.68	.94	1/4-28	F-M127003	-
.50	1.19	.68	.250	.25	.50	.68	.94	5/16-24	F-M127004	-
.75	1.69	1.03	.375	.38	.75	.94	1.31	7/16-20	F-M127005	-
.75	1.69	1.03	.375	.38	.75	.94	1.31	1/2-20	F-M127006	-
1.00	2.75	1.28	.500	.50	1.00	1.50	2.25	5/8-18	F-M127007	-



## Mounting Nuts & Rod Thread Nuts

Part #	A	B	C	Price
F-M18-004	.500	5/16-24	.19	-
F-M190001	.438	1/4-28	.16	-
F-M190002	.562	3/8-24	.22	-
F-M190003	.687	7/16-20	.25	-
F-M190004	.750	1/2-20	.31	-
F-M190005	.938	5/8-18	.38	-
F-M190006	1.125	3/4-16	.42	-
F-M190007	1.312	7/8-14	.48	-

Part #	A	B	C	Price
F-M190008	1.500	1-14	.55	-
F-M190009	1.875	1 1/4-12	.50	-
F-M190012	2.062	1 3/8-12	.50	-
F-M190013	2.250	1 1/2-12	.50	-
F-M190015	1.688	1 1/8-12	.61	-
F-N90-1096	.938	5/8-18	.38	-
F-M19S006	1.500	1-14	.55	-



# Notes

# Notes

# FABCO-AIR

## Product Catalog Library



oem NFPA Air Cylinders  
Catalog #FCQN-OEM



Cylinders, Valves and Accessories Catalog #CV9



Pancake® II Air Cylinders Catalog #Pan2-2



Square Pancake® II Air Cylinders Catalog #SqPan2



ISO 6431 Cylinders Catalog #FAQ2R-09



Twin Rod, Non-Rotating Air Cylinders - Catalogs #FDX-09 & #FDX-09



High Closing Force Angular Grippers Catalog #FKHC-10



Multi-Power® Air Presses Catalog #FP16



Swing Clamps Catalog #SC-DB04



Modular Air Prep System FRLs Catalog #FRL-06



Compact Finger Slides Catalog #FDH-10




ISO 6432 Cylinders Catalog #FAE-09



Stopper Cylinders Catalog #ST-SC



NAMUR Solenoid Valves Catalog #FVEN-10



Global Series™ Metric Air Cylinders Catalog #GC-15



Air Pilot and Solenoid Valves Catalog #FVA.E-09



Air Table Slides Catalog #FGXS-10



Wide & Narrow Parallel Grippers - Catalogs #FKHZ-10 & #FKHQ-10



Toggle Type Angular Grippers Catalog #FKHT-10




Pneumatic Rotary Actuators Catalog #FRA.C-09



Guided Motion Air Cylinders Catalog #FGM-10



Pneumatic Rotary Actuators Catalog #FRB-14



Linear Slides - 6 Families Catalog #LS-03



Pneumatic & Hydraulic Swing Clamps Catalog #FML.H



Wide Opening Parallel Grippers Catalog #FKHL-10



Original Pancake® Air Cylinders Catalog #CV9



Pneumatic Crimping Tools Catalog #FCT-JY07



Magnetically Coupled Rodless Air Cylinders Catalog #FGYBR-11



Magnetically Coupled Rodless Slides Catalog #FGYS-11



Angular Grippers Catalog #FKA-09



3 Series of Angular & Parallel Motion Grippers Catalog #GR8

**FABCO-AIR** Inc. • 3716 N.E. 49th Avenue • Gainesville, FL 32609 • Tel (352) 373-3578  
• Fax (352) 375-8024 • E-Mail: [service@fabco-air.com](mailto:service@fabco-air.com) • Web Site: [www.fabco-air.com](http://www.fabco-air.com)